



blusteak

Driven by Strategy, Data and Creativity

Having a clear Digital Marketing Strategy can help your brand to thrive in this mobile-first world. Yes, you can trust us to build and run your digital media campaigns.

WE ARE GROWING EVERYDAY

160+
CLIENTS

20CR
(2.5 MILLION USD)
TOTAL
AD SPEND

400+
MARKETING
COLLATERALS
PER WEEK

2018
THE YEAR
WE STARTED

FEATURED IN



AWARDS AND RECOGNITIONS



blusteak



MEET THE TEAM

PAID CAMPAIGNS

1. Meta Ads : Copywriting, targeting & Designing
2. Google ads: Keyword research, Copywriting, target-ing & Designing
3. Youtube Ads: Video creation & targeting
4. Google shopping ads
5. Native & paid content promotion
6. LinkedIn ads, Snapchat ads, Sharechat ads
7. Ott platforms: Hotstar
8. Music streaming apps: Spotify, Saavn etc

SOCIAL MEDIA MANAGEMENT

1. Content bucket strategy
2. Content calendar creation
3. Brand identity designing
4. Moment Marketing
5. Photoshoots
6. Instagram Reels strategy & execution.
7. LinkedIn Company Pages
8. X
9. Facebook Management
10. YouTube

INFLUENCER MARKETING

1. Influencer submissions
2. Influencer content strategy

VIDEO PRODUCTION

1. Social Media Reels
2. UGC video Ads
3. Ad shoots

WEBSITE DEVELOPMENT

1. Wordpress
2. Shopify
3. CRO Landing pages
4. HTML & PHP

MARKETING AUTOMATION

1. Design
2. Content & Optimisation
3. Email,WhatsApp, Push notification, SMS

SEO

1. Keyword research (On Page SEO)
2. Website optimisation (Core web vitals - consultation)
3. Blog strategy
4. Non-blog strategy
5. Backlinking strategy (Off-page SEO)
6. Reporting
7. Content writing
8. Technical SEO
9. YouTube Optimisation
10. App SEO

MARKETPLACE

1. Amazon, Flipkart, Myntra, Meesho etc
2. Product page optimization
3. Review management
4. Optimizing ads
5. Video Ads

Trusted By Global And National Leaders Across Industries

blusteak

DUNKIN'

Lulu MALL
World of Happiness

dormakaba

VIACOM 18

KIA

RED CROSS

Zajil
Telecom

JENBURKT
ZIXA
STRONG

GEOJIT
PEOPLE YOU PROSPER WITH

KALYAN SILKS

care n cure
PHARMACY

Muthoot Healthcare

Nandilath G-Mart
GOPU NANDILATH GROUP

ABAD BUILDERS

OXYGEN
THE DIGITAL EXPERT

Brillar

MANAPPURAM FINANCE LIMITED

VKC

COIN SWITCH
KUBER

fundfolio.

Kosamattam Finance Limited

UBON
BORN TO BE FREE

SOMANS
Creates, Go and Explore

hotpack

LOGIC
SHAPING EXPERTS

Kuttukaran
journeys with you

Chavara Matrimony.com

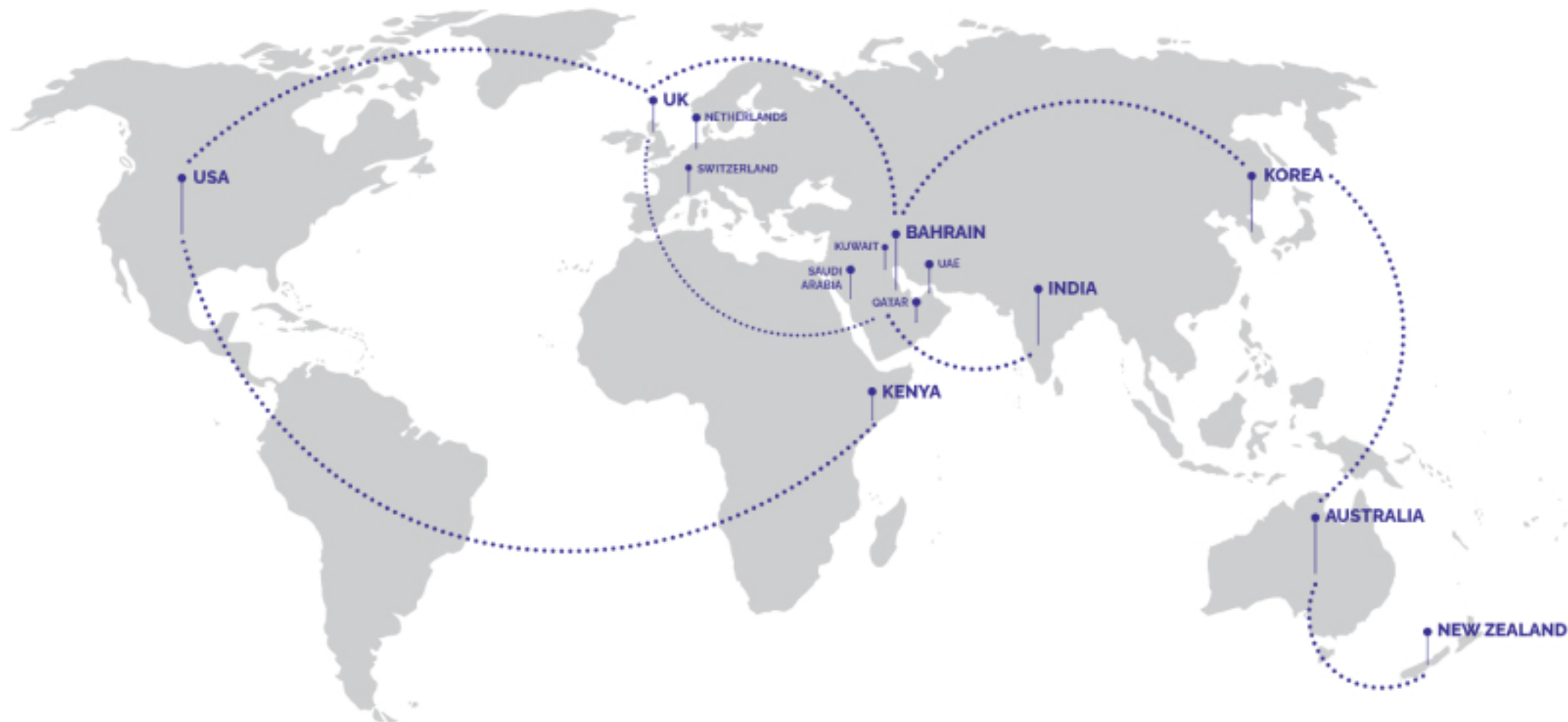
DCBOOKS

aisle

Amrut Veni

CLIENT BASE

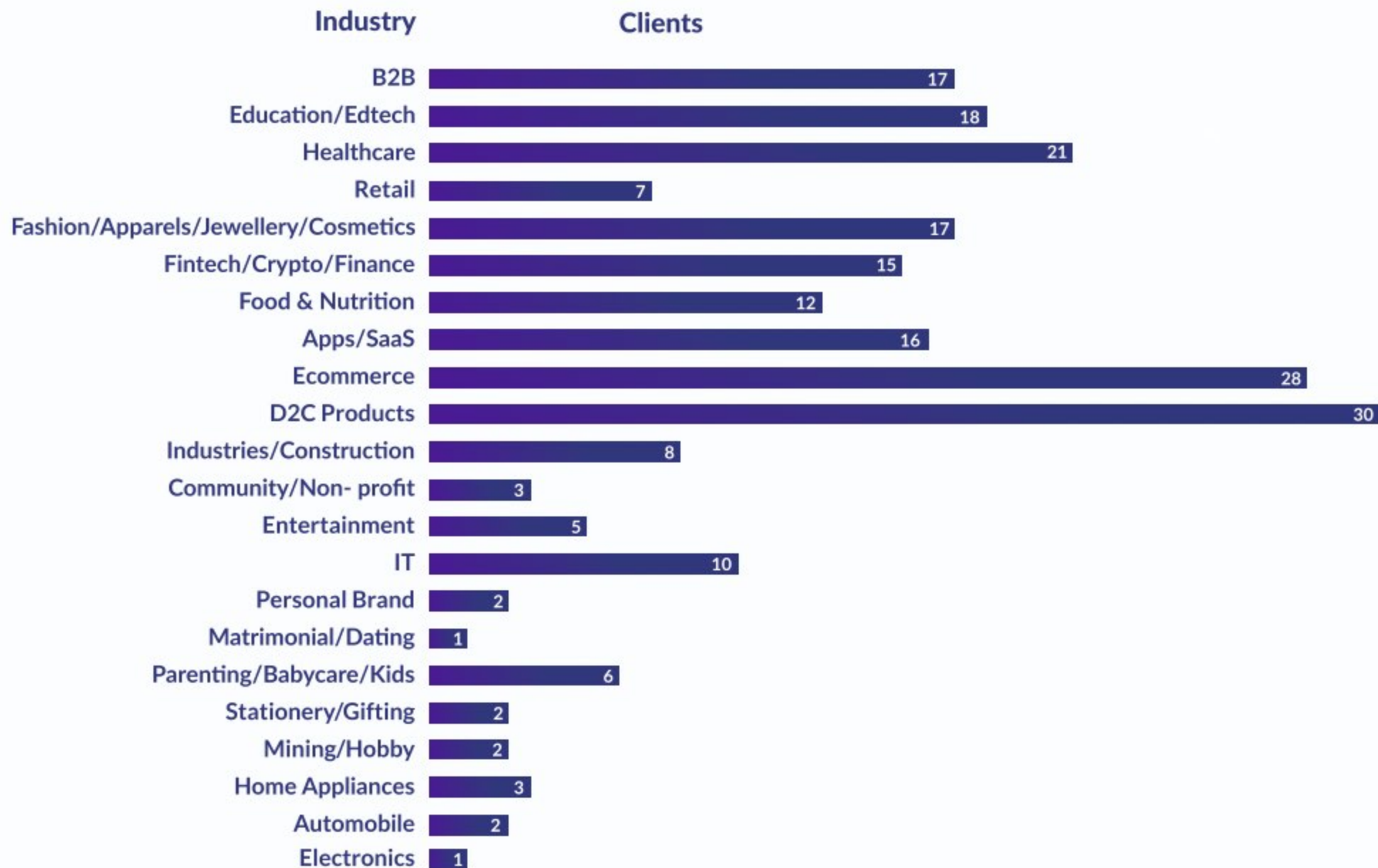
blusteak



- BAHRAIN
- USA
- UK
- NETHERLAND
- SWITZERLAND
- SAUDI ARABIA
- KUWAIT
- QATAR
- UAE
- INDIA
- SOUTH KOREA
- AUSTRALIA
- NEW ZEALAND
- KENYA
- OMAN

INDUSTRIES

blusteak





blusteak

WORKS

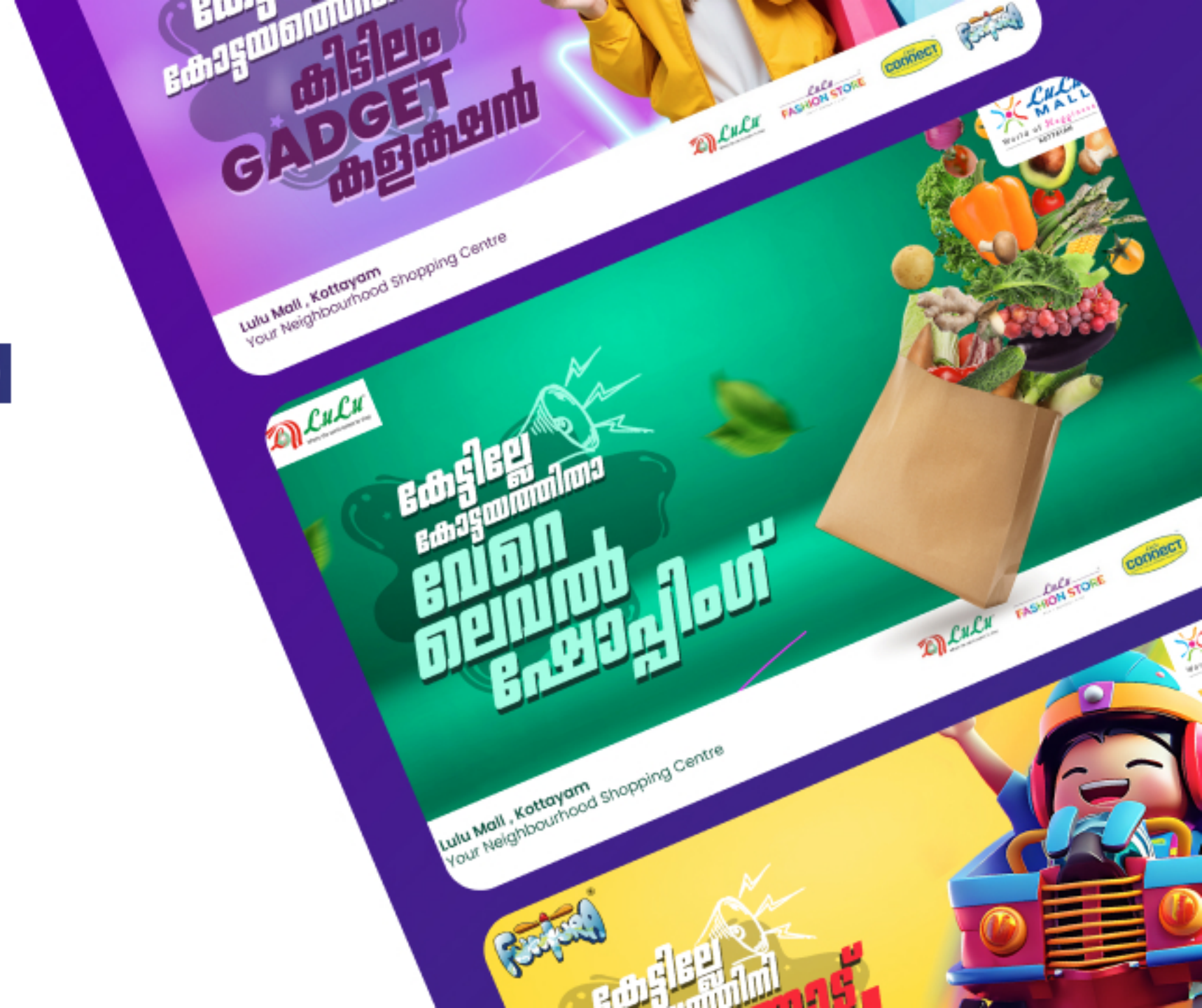
**SOCIAL MEDIA
MANAGEMENT**



LULU MALL

PLATFORMS HANDLED

INSTAGRAM



DORMAKABA

One of the top 3 companies worldwide for smart and secure access solutions

KEY STAT 82k FOLLOWERS ON LINKEDIN

PLATFORMS HANDLED

LINKEDIN



INCHEON KIA

PLATFORMS HANDLED

INSTAGRAM, LINKEDIN



FAZYO BY KALYAN SILKS

PLATFORMS HANDLED

INSTAGRAM

FAZYO
BY KALYAN SILKS



MUTHOOT HEALTHCARE

KEY STAT 19K LIKES ON FACEBOOK

PLATFORMS HANDLED
FACEBOOK & YOUTUBE



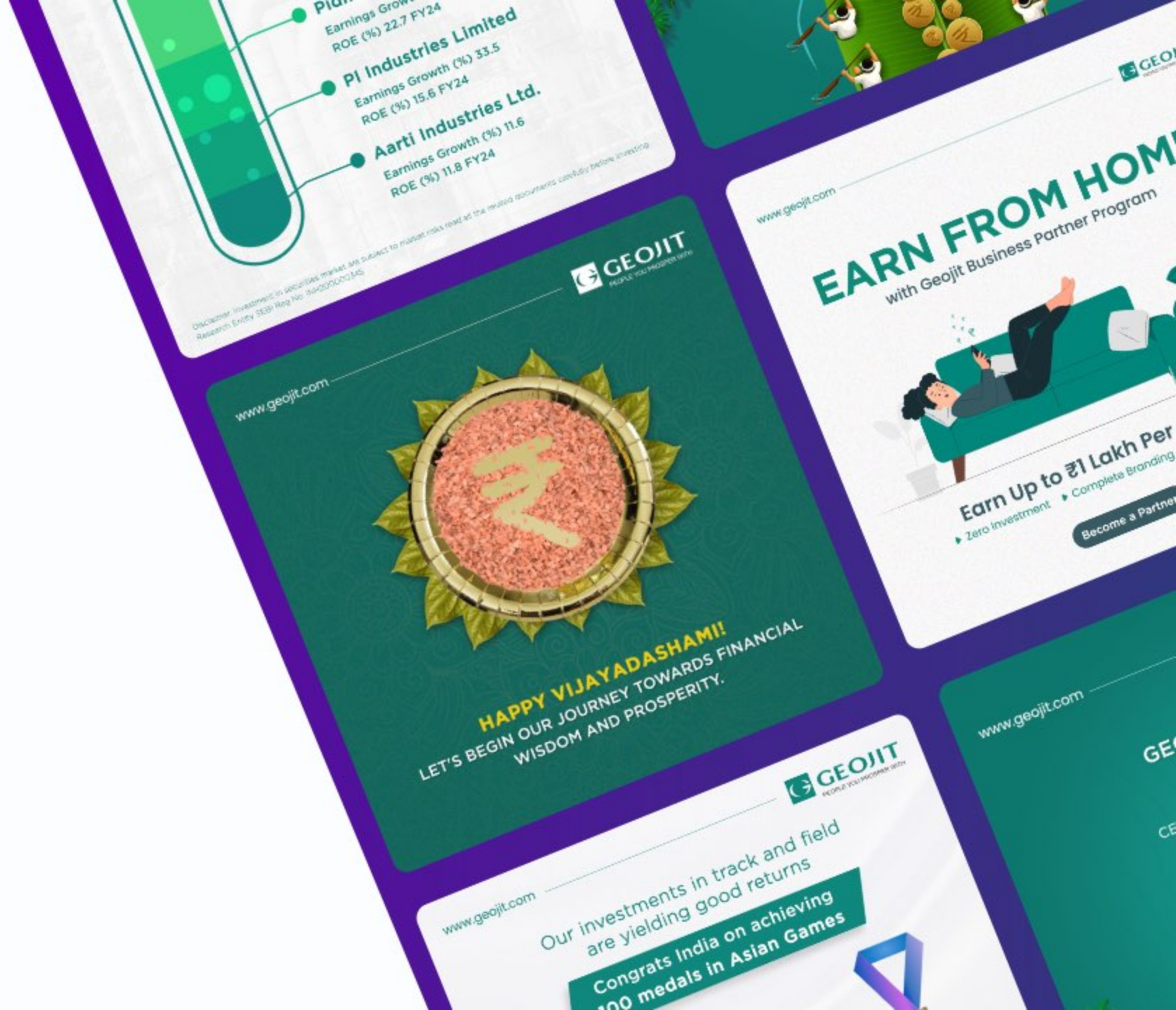
GEOJIT

KEY STAT

FACEBOOK - 195K FOLLOWERS
INSTAGRAM - 6.1K FOLLOWERS
X - 9K FOLLOWERS
LINKEDIN- 14K FOLLOWERS

PLATFORMS HANDLED

LINKEDIN, INSTAGRAM,
FACEBOOK, X



ABAD BUILDERS

PLATFORMS HANDLED

FACEBOOK, INSTAGRAM
LINKEDIN, YOUTUBE



Enriching Values



OXYGEN DIGITAL SHOP

KEY STAT

0 TO 10K FOLLOWERS
ON INSTAGRAM IN
2 MONTHS

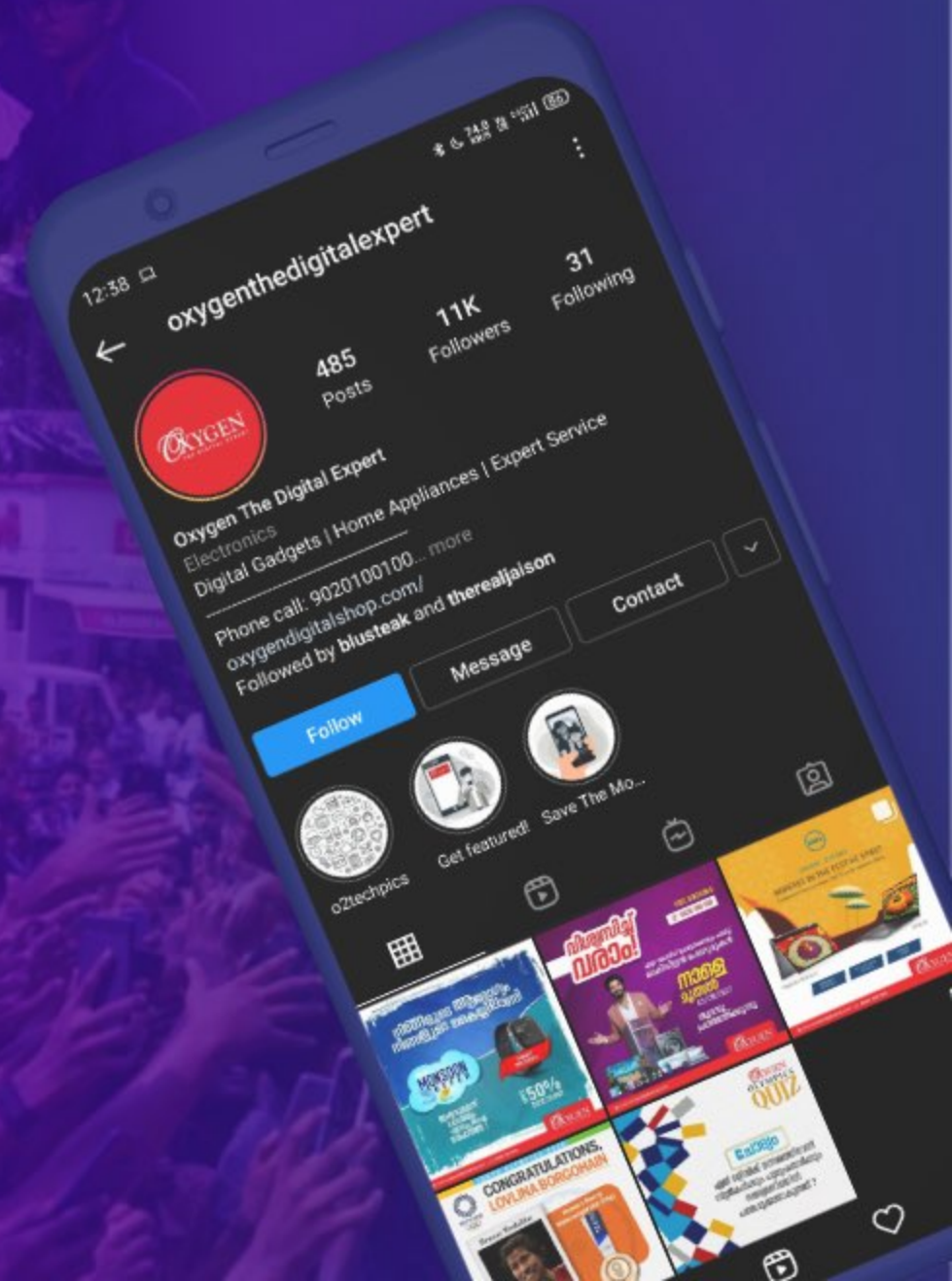
KEY STAT

19K TO 120K LIKES
ON FACEBOOK

- CONDUCTED KERALA'S
BIGGEST PUBG MEETUP

PLATFORMS HANDLED

INSTAGRAM & FACEBOOK



FLYMED INTERNATIONAL

PLATFORMS HANDLED

FACEBOOK, INSTAGRAM
LINKEDIN, YOUTUBE



FLYMED INTERNATIONAL

What if the best cancer treatments aren't even available in your country?

WORLD CANCER DAY Feb 04

A smiling woman with a shaved head, wearing a white lab coat, is the central focus of the advertisement. The background is a soft, out-of-focus image of a person's face.

The UAE isn't just about Burj Khalifa

Fly there for top laser hair removal treatment too.

#FlyWithFlymed to the UAE for advanced laser hair removal.

A cityscape featuring the Burj Khalifa is shown in the background. The text is overlaid on a white and orange background.

FLYMED INTERNATIONAL

Travel to the #1 destination for aesthetic treatments!

Turkey

A scenic view of a valley with many hot air balloons floating in the sky is the background for this advertisement.

FLYMED INTERNATIONAL

A collage of various people, including a woman with a shaved head, a woman with long hair, and a group of people, is shown against a warm, orange-toned background.

BRILLAR

PLATFORMS HANDLED

FACEBOOK , INSTAGRAM
YOUTUBE



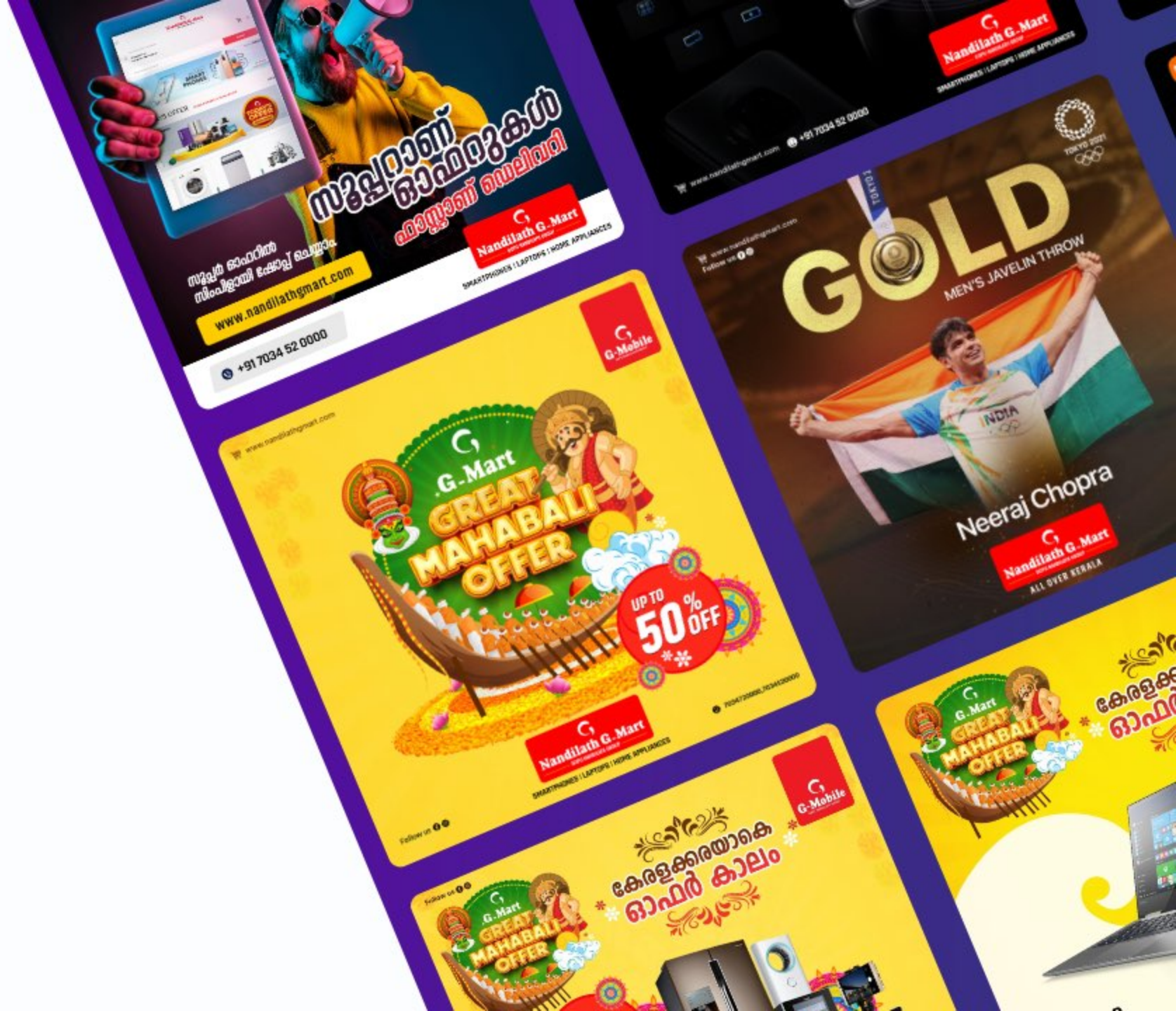
NANDILATH G MART

KEY STAT

31K LIKES
ON FACEBOOK

PLATFORMS HANDLED

FACEBOOK & INSTAGRAM



MANAPPURAM

KEY STAT

FACEBOOK - 633.8K FOLLOWERS

INSTAGRAM - 43.8K FOLLOWERS

X - 14.7K FOLLOWERS

LINKEDIN - 89K FOLLOWERS

PLATFORMS HANDLED

FACEBOOK, INSTAGRAM, X,
LINKEDIN, SHARECHAT AND
YOUTUBE



KOSAMATTAM FINANCE

PLATFORMS HANDLED

FACEBOOK, INSTAGRAM
LINKEDIN, YOUTUBE



COINSWITCH KUBER

India's top Cryptoexchange

KEY STAT 3K TO 40K
ON INSTAGRAM

PLATFORMS HANDLED
INSTAGRAM & TWITTER

COIN**SWITCH**
KUBER



SOMANS LEISURE & TOURS

PLATFORMS HANDLED

FACEBOOK, INSTAGRAM
YOUTUBE



SILVERSTORM

PLATFORMS HANDLED

FACEBOOK, INSTAGRAM
YOUTUBE



WATER THEME PARK
ATHIRAPPILLY



QUA NUTRITION

PLATFORMS HANDLED

INSTAGRAM, LINKEDIN, X



ZEIQ CONSULTANTS

PLATFORMS HANDLED

FACEBOOK, INSTAGRAM
TWITTER, LINKEDIN, YOUTUBE



QWQER

PLATFORMS HANDLED

INSTAGRAM, FACEBOOK,
LINKEDIN



earnings
this holiday

Ride your way to
earnings of
₹10K-₹15K
per week!



Enjoy seamless fulfillment for
all your business orders across the map



In a **LONG DISTANCE**
RELATIONSHIP
...with your **Customers?**

Make it work with
reliable delivery



THIS DUSSEHRA,
ELIMINATE THE EVILS OF DELIVERY DELAYS WITH QWQER
Celebrate the holidays with QWQER



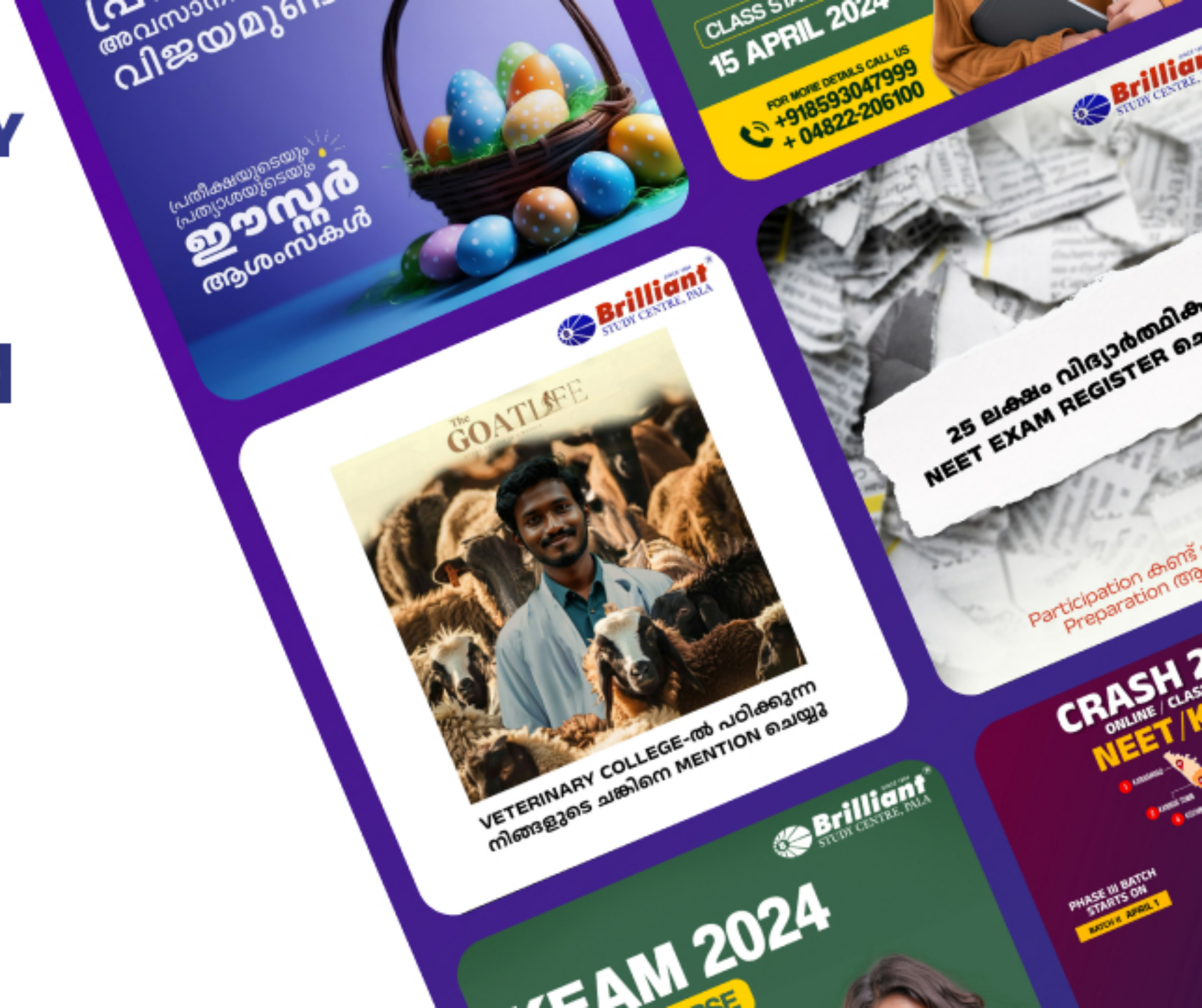
Get the
newest stock
coming from



BRILLIANT STUDY CENTRE PALA

PLATFORMS HANDLED

FACEBOOK, INSTAGRAM
YOUTUBE



KLF

KEY STAT

INSTAGRAM - 22K FOLLOWERS
FACEBOOK - 27K FOLLOWERS

PLATFORMS HANDLED

INSTAGRAM, FACEBOOK

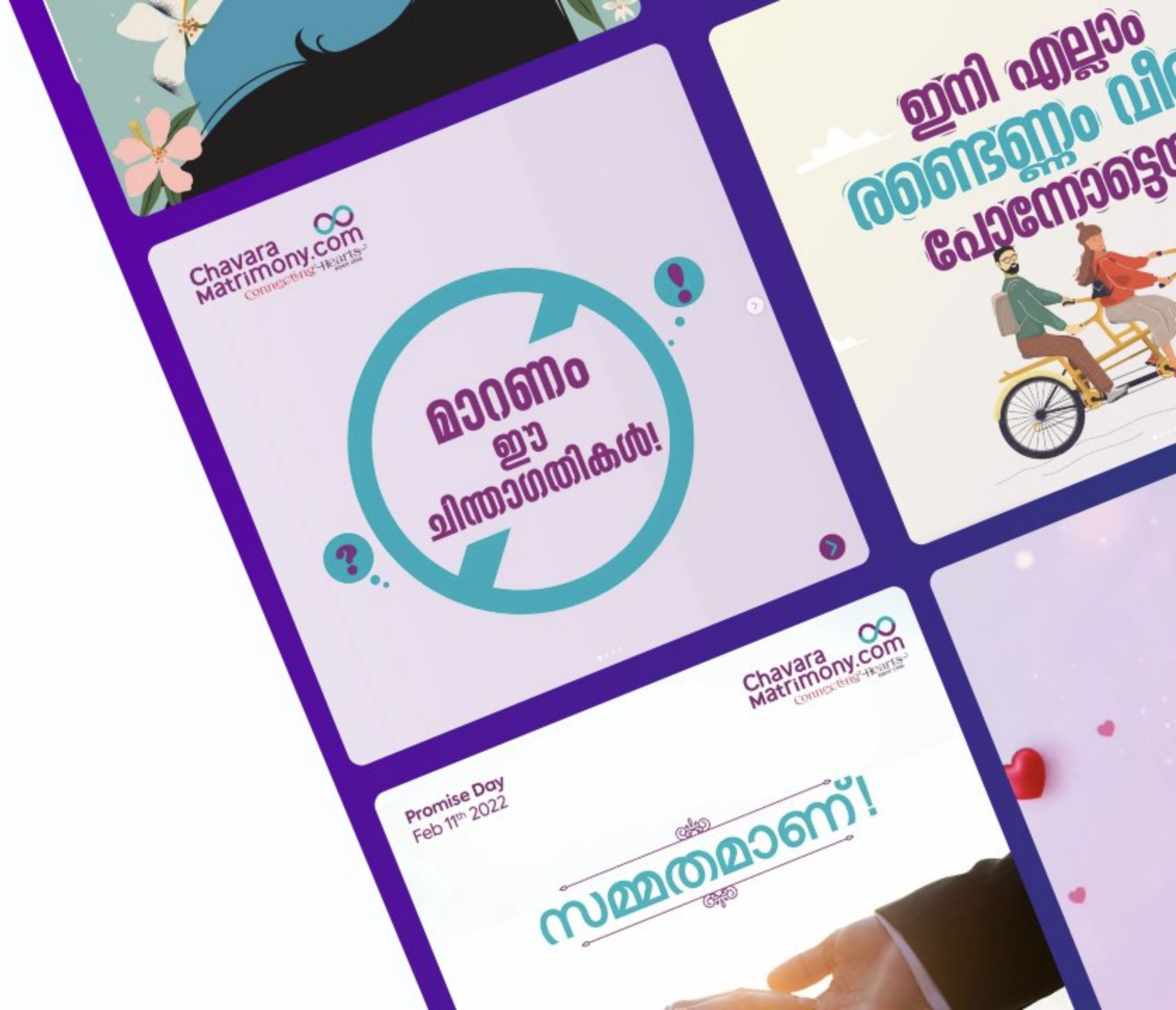


CHAVARA MATRIMONY

World's no:1 Christian
Matrimonial site

PLATFORMS HANDLED
FACEBOOK & INSTAGRAM

Chavara
Matrimony.com
Connecting Hearts



SUCHITRA ACADEMY

PLATFORMS HANDLED

FACEBOOK, INSTAGRAM



**SUCHITRA
ACADEMY**
INTERNATIONAL SCHOOL

BLOG

Student Internships

Transformative Experiences at Suchitra Academy International



#Proud suchitran

- Proud of promoting continuous improvement.
- Proud of valuing teamwork.
- Proud of cultivating a love for learning.
- Proud of our commitment to sustainability.
- Proud of our innovative teaching.

D. Gayatri

Proudly associated with us for 12 years!

#TheSchoolOfSuccess



RUTU VERMA: A RISING STAR

SELECTED FOR THE U17 TELANGANA STATE FOOTBALL TEAM AT THE JUNIOR WOMEN'S NATIONAL CHAMPIONSHIP 2024



"Career O...
M...

MERONKART

PLATFORMS HANDLED

FACEBOOK, INSTAGRAM
LINKEDIN, YOUTUBE



Crisp Coating

POTATO STICKS

Tomato Sauce

Boba pearl in bubble tea

Shop at MerONkart

sales@meron.com | +91 9539047799 | Also available in a [Facebook] [Instagram] [LinkedIn] [YouTube]

Shop at MerONkart

Preserve flavour & texture

in every sip and every bite.

Meron SINCE 1982 POTASSIUM SORBATE

NET WT. 500 G

Shop at MerONkart

sales@meron.com | +91 9539047799 | Also available in a [Facebook] [Instagram] [LinkedIn] [YouTube]

Shop at MerONkart

sales@meron.com | +91 9539047799 | Also available in a [Facebook] [Instagram] [LinkedIn] [YouTube]

Shop at MerONkart

Fancy some Chocolate Mousse

Meron SINCE 1982 CHOCOLATE MOUSSE

NET WT. 100 G

Shop at MerONkart

sales@meron.com | +91 9539047799 | Also available in a [Facebook] [Instagram] [LinkedIn] [YouTube]

Shop at MerONkart

Ultimate Pink

Meron SINCE 1982

Shop at MerONkart

sales@meron.com | +91 9539047799 | Also available in a [Facebook] [Instagram] [LinkedIn] [YouTube]

Shop at MerONkart

Non-vegan @meron

Vegans just eat salads

NO! vegans just eat salads

Be 100%

Meron SINCE 1982

Shop at MerONkart

sales@meron.com | +91 9539047799 | Also available in a [Facebook] [Instagram] [LinkedIn] [YouTube]

YOURPRINT

PLATFORMS HANDLED

FACEBOOK, INSTAGRAM
YOUTUBE

yourPrint.in

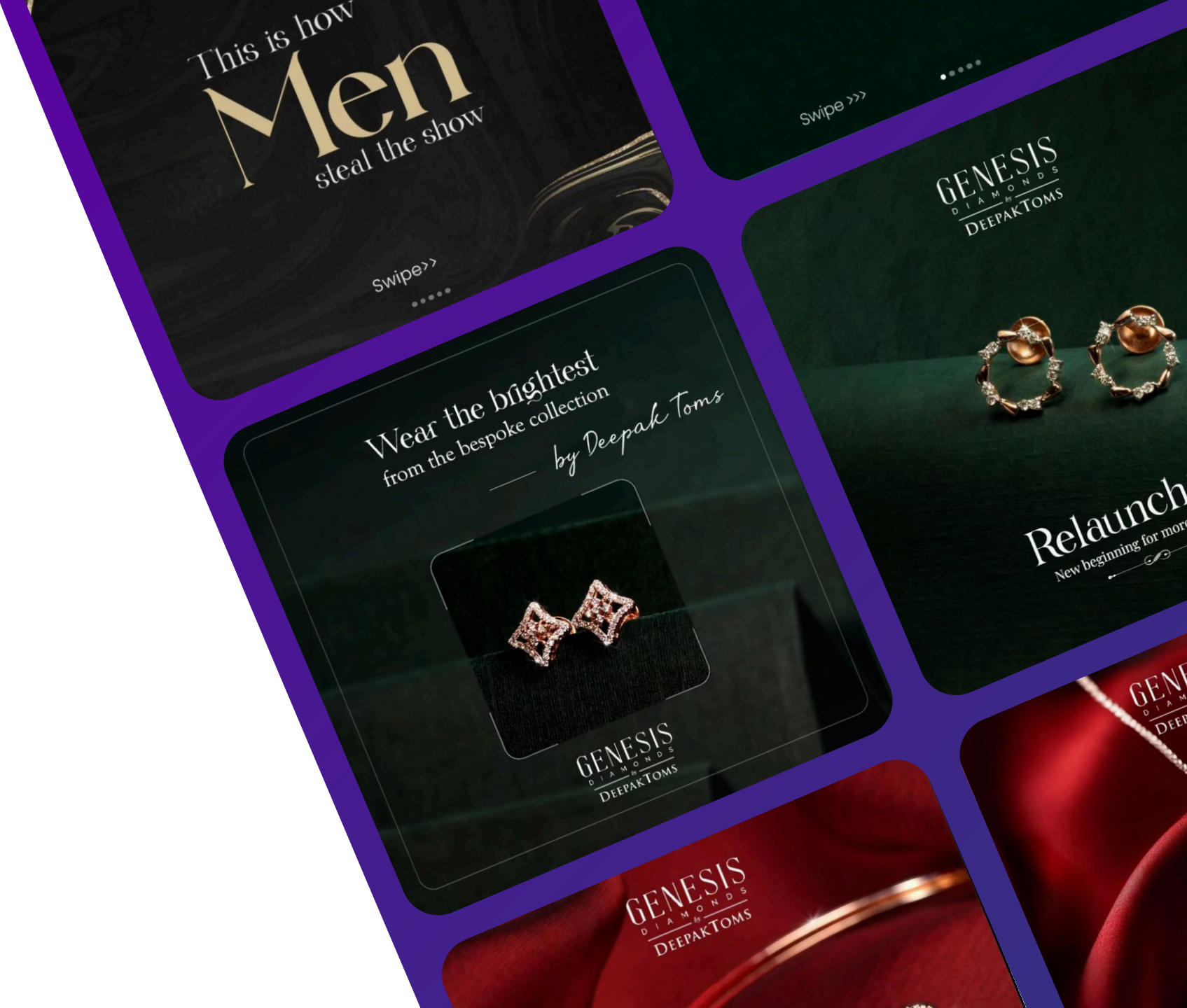


GENESIS DIAMOND

PLATFORMS HANDLED

FACEBOOK , INSTAGRAM

GENESIS
DIAMONDS
by
DEEPAKTOMS



FAYHA FRESH

PLATFORMS HANDLED

FACEBOOK, INSTAGRAM



Fresh Pa
Watch your kids light
as they sip on Fayha Fresh



SUMMER GOT YOU THIRSTY?

Win your
Fayha
Gift



Day Drinking at Oman!



start my day



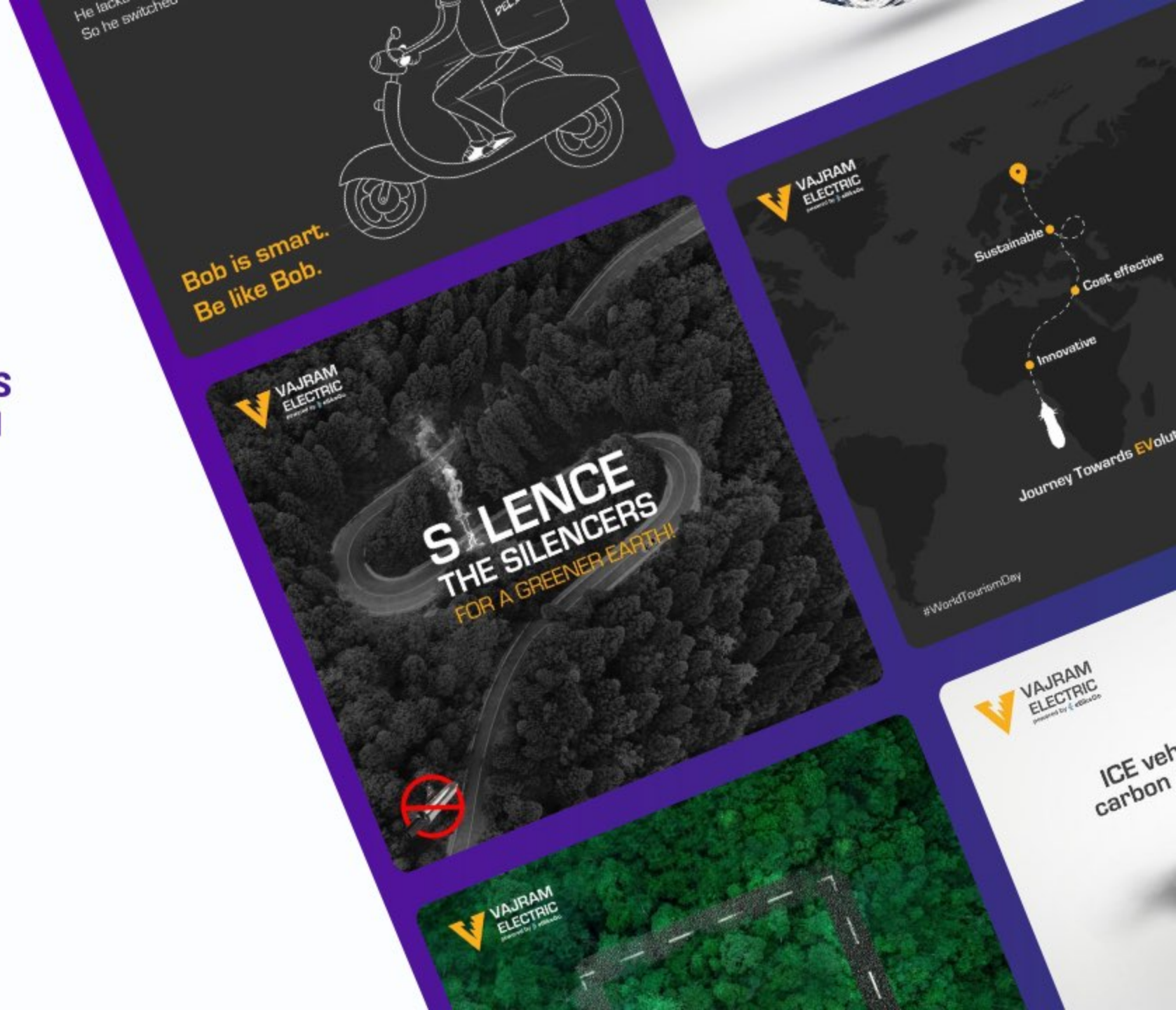
VAJRAM ELECTRIC

KEY STAT

3K+ FOLLOWERS
ON INSTAGRAM

PLATFORMS HANDLED

FACEBOOK, INSTAGRAM,
X, LINKEDIN & MEDIUM



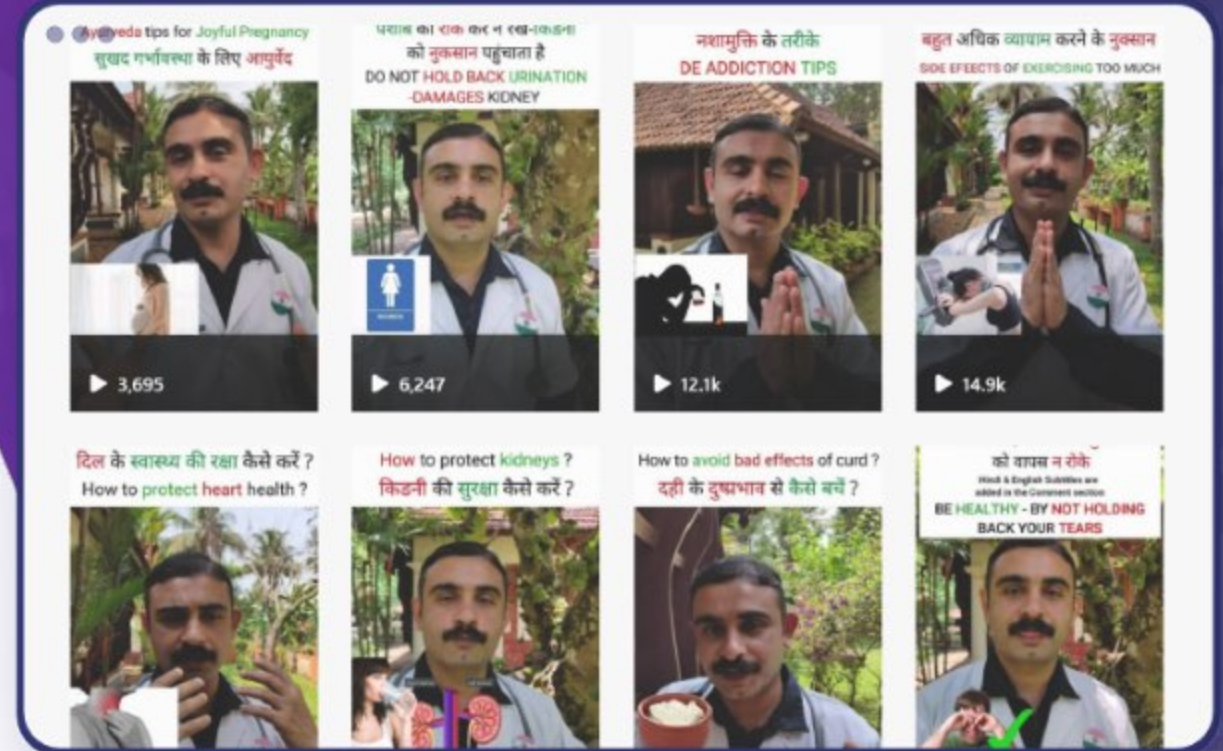
ATHREYA

KEY STAT

300 TO 19K FOLLOWERS
ON INSTAGRAM IN 4
MONTHS

PLATFORMS HANDLED

INSTAGRAM



COGENT UNIVERSITY

| US based University

KEY STAT

4K FOLLOWERS ON LINKEDIN

PLATFORMS HANDLED

LINKEDIN, INSTAGRAM, FACEBOOK



MARKETFEED

KEY STAT

70% FOLLOWERS INCREASE ON X

KEY STAT

0 - 1K FOLLOWERS ON LINKEDIN

PLATFORMS HANDLED

INSTAGRAM & LINKEDIN



GOSATS

India's first bitcoin
reward app

PLATFORMS HANDLED

FACEBOOK, INSTAGRAM,
LINKEDIN & X



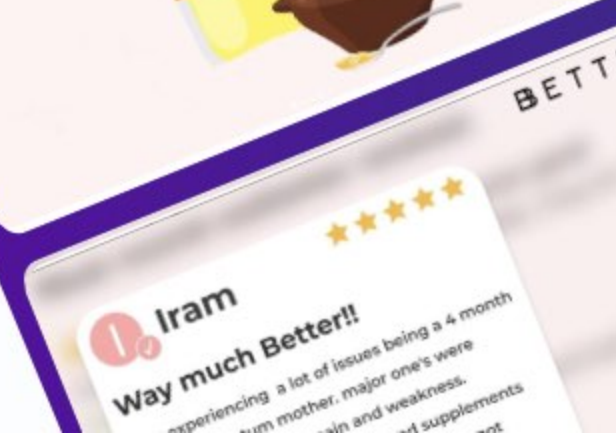
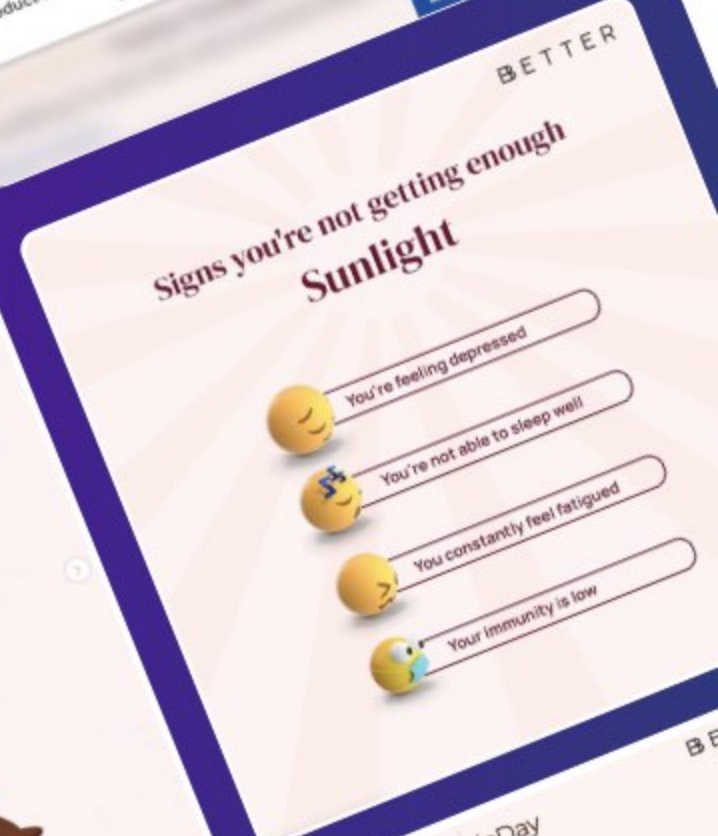
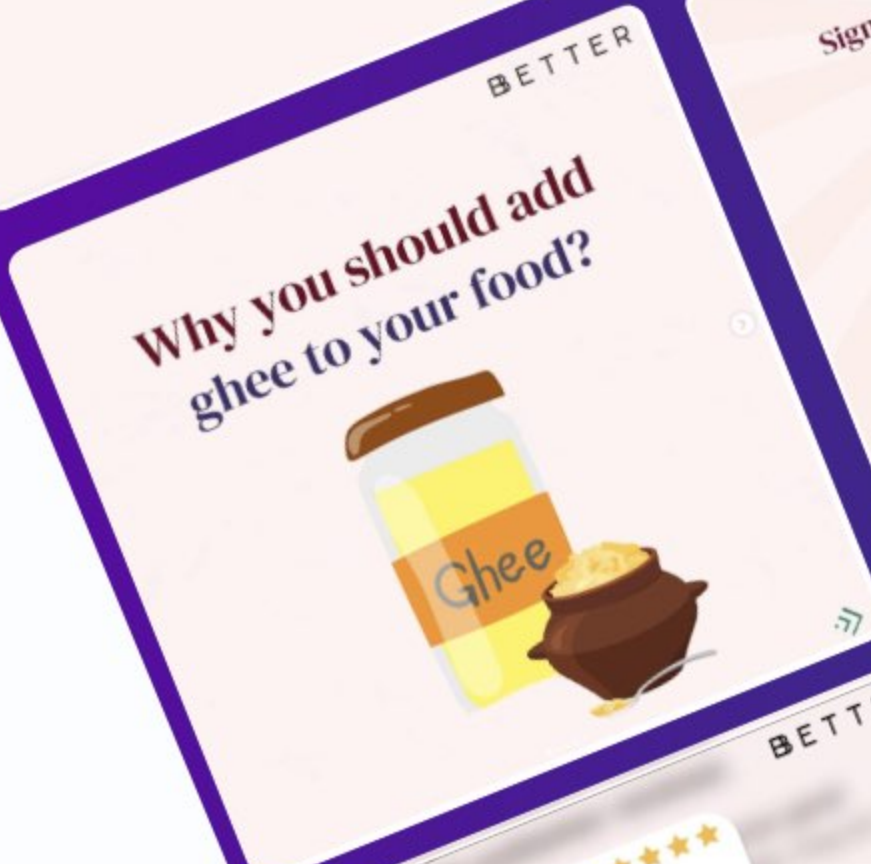
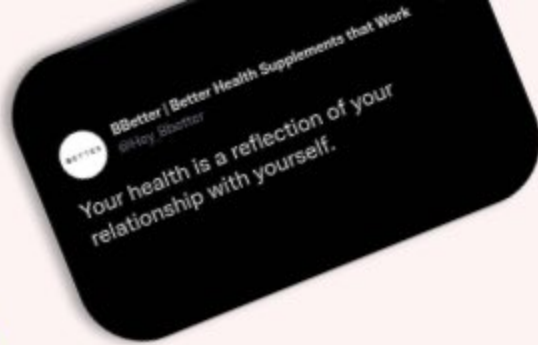
BETTER

Health Supplements Brand
(Best Seller on Amazon)

PLATFORMS HANDLED

**INSTAGRAM, FACEBOOK,
LINKEDIN, X**

BETTER™



STEELMAX

Leading steel manufacturing company from South India

PLATFORMS HANDLED

INSTAGRAM, FACEBOOK, LINKEDIN



ZAJIL TELECOM

Leading Telecom Brand
in Middle East

PLATFORMS HANDLED

FACEBOOK, INSTAGRAM,
LINKEDIN, X

43.5K

▲ 58.8%

Post impressions




Upgrade your
network to
handle the
massive
traffic
growth.

Join Zajil today

Respected • Supported • Connected

زاجل
zajil



Cyber Security Threats barge in
unannounced, good thing we're up 24x7

SD WAN

Virtualize resources and
accelerate service delivery

زاجل
zajil

INNERSENSE

Organic
Lingerie Brand

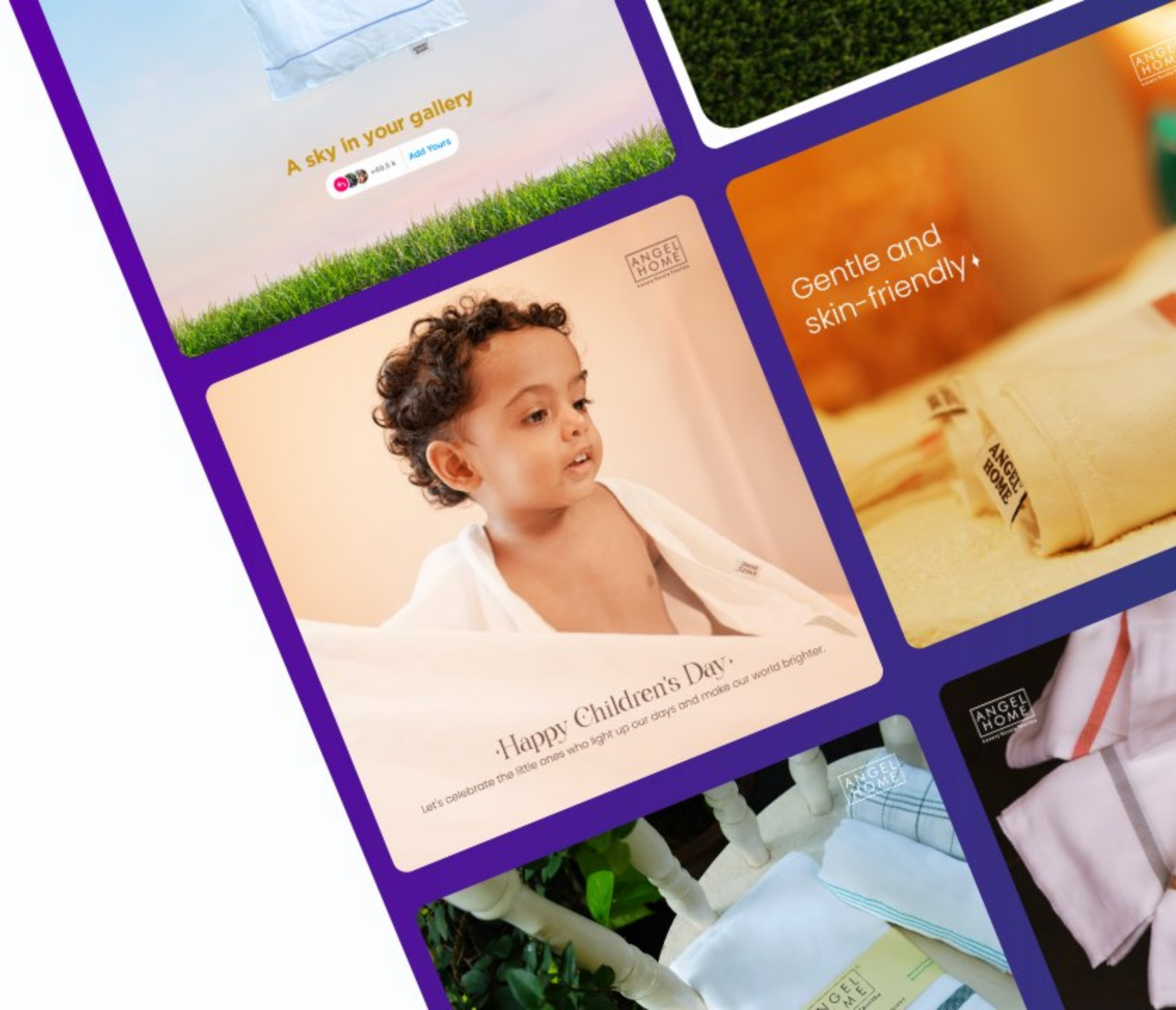
PLATFORMS HANDLED
FACEBOOK & INSTAGRAM



ANGEL HOME

PLATFORMS HANDLED

FACEBOOK & INSTAGRAM



ANGEL LUNGIES

PLATFORMS HANDLED

FACEBOOK & INSTAGRAM

HIDING FROM
EXTROVERTS



UNCONVENTIONAL
LUNGIE
HABITS

HOW TO
DO THIS



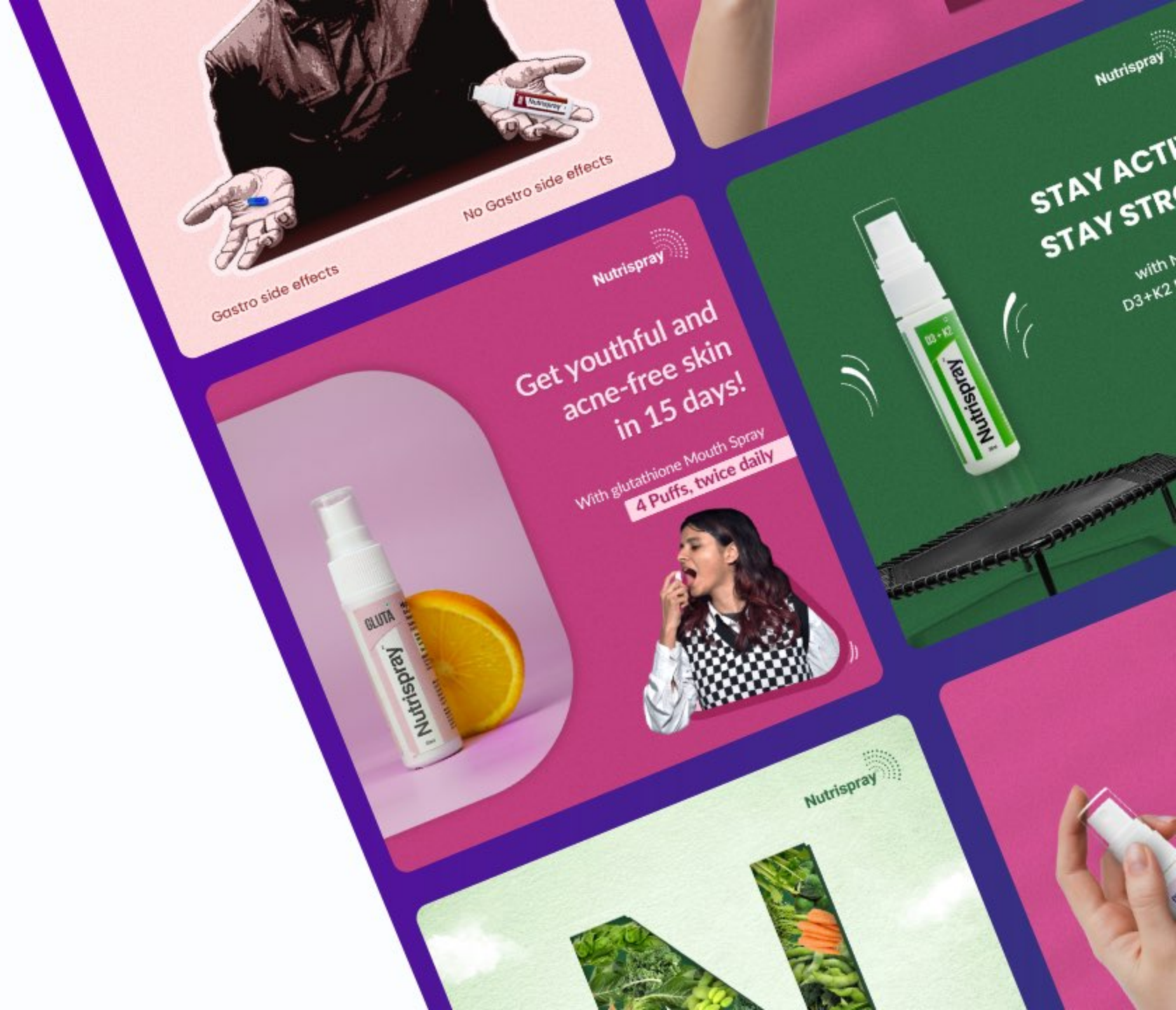
NUTRISPRAY

KEY STAT

INSTAGRAM - 5K FOLLOWERS

PLATFORMS HANDLED

INSTAGRAM, FACEBOOK



U4iC

PLATFORMS HANDLED

INSTAGRAM, FACEBOOK



PENG ESSENTIALS

PLATFORMS HANDLED

INSTAGRAM, FACEBOOK



in the perfect...



Home Décor Vase with Stand 1 x 1



Safety first!

Use mittens when you grill. Always

Silicone grabs to shield your hands from heat up to 235°C



Haden Boston 2-Slice
Auto Pop Up Toaster
₹ 3,799.00



A background network diagram consisting of a series of interconnected nodes and lines, forming a complex web-like structure. The nodes are represented by small blue dots, and the lines are thin, light blue lines. The diagram is centered on the page and extends towards the edges.

blusteak

WORKS

**PERFORMANCE
MARKETING**



blusteak

Performance
Marketing

E-Commerce



E-Commerce Pharmacy In Middle East

Amount Spent: QAR 1,012,004

📈 Sales: **QAR 19,343,463**

📈 ROAS: **19.11**

Overview

📅 Jan 16, 2020–Jan 31, 2025

No comparison

Gross sales

QAR 20,833,925.12



Returning customer rate

31.43%



Total sales over time

QAR 19,343,463.67

QAR 600K

QAR 400K

QAR 200K

QAR 0

Jan 2020

Aug 2020

Mar 2021

Oct 2021

May 2022

Dec 2022

Jul 2023

— Jan 16, 2020–Jan 31, 2025

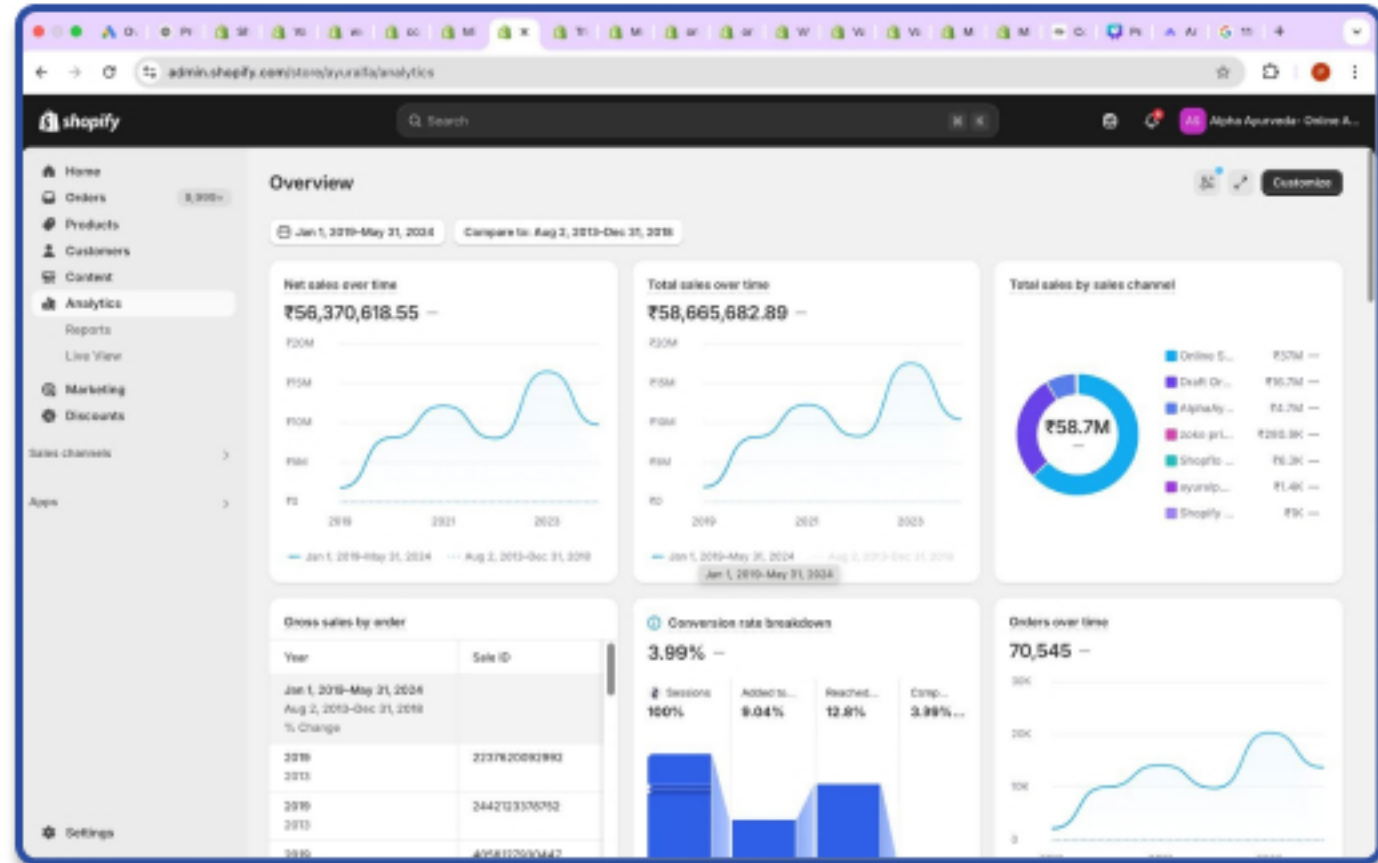


Ayurvedic Healthcare & Wellness

Amount Spent: INR 55,57,918

📈 Sales: **56,370,618.55**

📈 ROAS: **10.14**

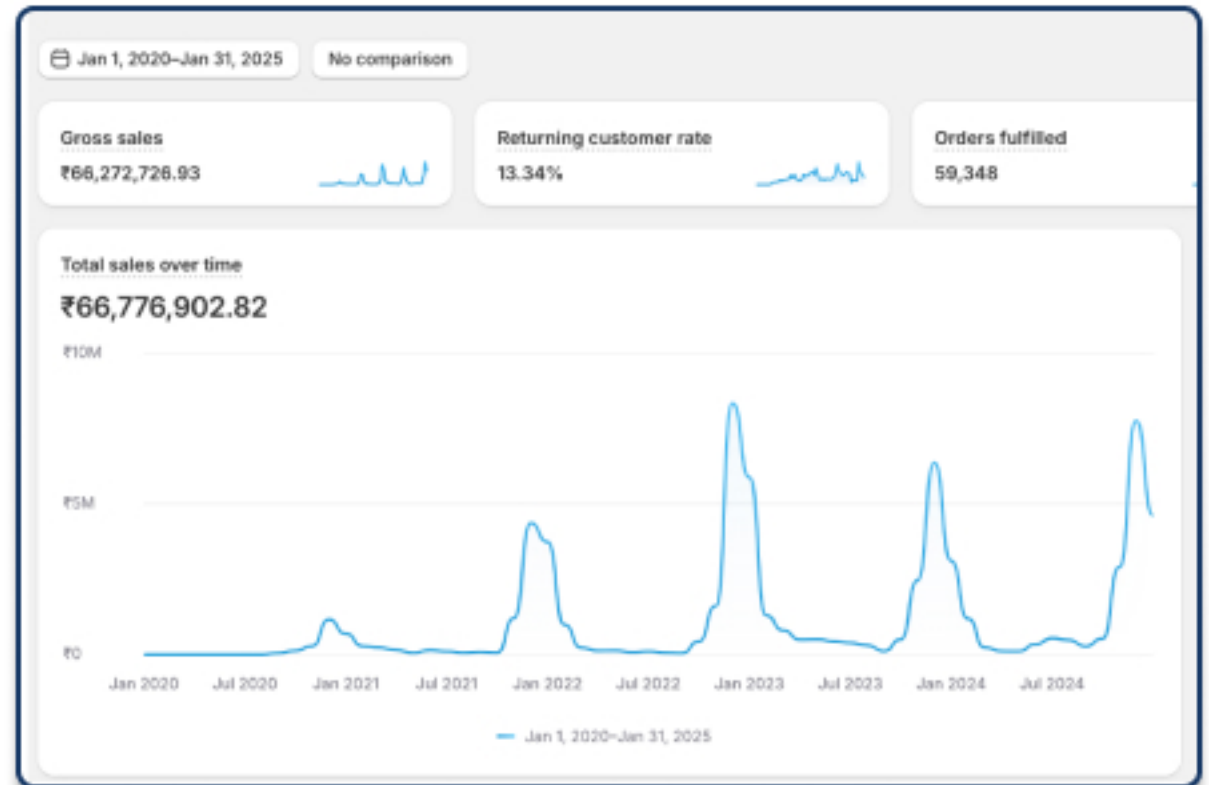


Stationary Brand

Amount Spent : INR 6,336,453

✔ Sales Meta: **66,776,902**

✔ ROAS: **10.53**



Gifting & Product Customization Brand

PLATFORM: META

Ad Spent: **INR 2,140,272**

Conversion Value: **6,359,548**

ROAS: **2.97**

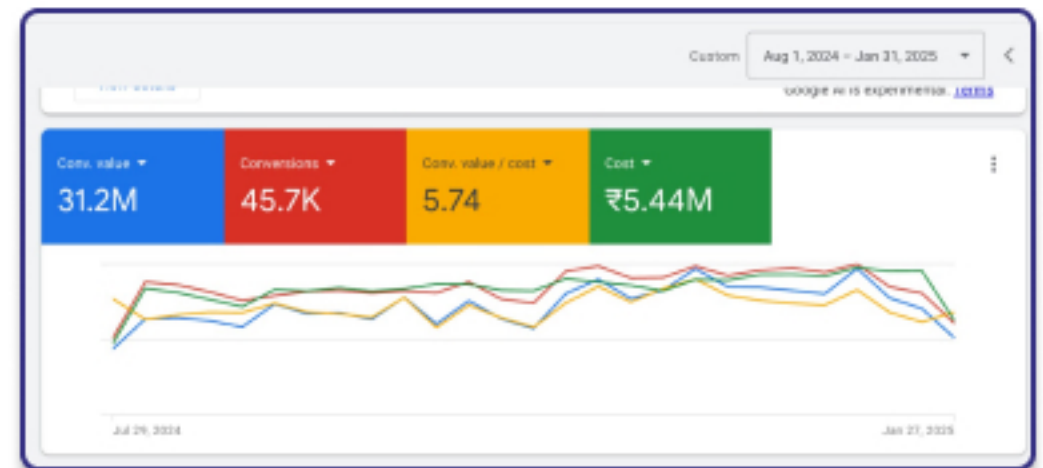
CR/Co	Campaign	Attribution setting	Results	Reach	Impressions	Budget	Amount spent	Cost per result	Frequency	End
	05 - Catalogue - Apparel - 28 Jan	Performance	1-day click 3	30,601	52,776	Using ad vert...	₹1,036.30	₹358.84	248	On
	05 - Double product - Catalogue - 01 Oct	Performance	1-day click 409	541,026	1,878,025	Using ad vert...	₹93,490.46	₹227.88	242	On
	05 - Catalogue Winter product - 01 Nov	Performance	1-day click 1,232	1,026,896	5,295,825	Using ad vert...	₹120,716.77	₹97.95	230	On
	05 - Remarketing - Catalogue - Non above s...	Performance	1-day click 2,885	381,143	6,803,287	Using ad vert...	₹39,878.70	₹13.73	13.81	On
	05 - Catalogue - Jewellery - 13 Sep - 1 day p...	Multiple attrib...	Multiple attrib...	3,202,870	6,106,104	Using ad vert...	₹80,103.82	₹25.03	248	On
	Non-Phone/Use-Advantage+ shipping Est...	Performance	1-day click 5,340	5,937,195	16,301,711	Using ad vert...	₹99,064.91	₹18.54	3.81	On
	05 - Catalogue - Click - 7 Dec	Performance	1-day click 509	894,285	710,076	Using ad vert...	₹51,281.09	₹101.24	2.33	On
	05 - Catalogue - K-nees Category - 25 Nov	Performance	1-day click 87	75,438	128,873	Using ad vert...	₹10,719.84	₹123.28	1.80	On
	05 - 8 month Purchase value > 1000 - L14 L...	Multiple attrib...	Multiple attrib...	85	95,859	Using ad vert...	₹1,944.36	₹22.87	1.75	On
	05 - L14 - 1 % - Catalogue - Nonphone use...	Performance	1-day click 136	606,896	784,105	Using ad vert...	₹98,496.04	₹722.38	2.53	On
	05 - Sale - 1 unit - 21 Sep - 1 day click	Performance	1-day click 30	35,295	66,885	Using ad vert...	₹10,270.07	₹343.37	1.87	On
	05 - Sale - Cap - 21 Sep - 1 day click	Performance	1-day click 32	38,101	66,304	Using ad vert...	₹6,206.01	₹193.77	1.83	On
	05 - Campaign - Place - 13 Jun - 1 day click	Performance	1-day click 14	30,436	76,430	Using ad vert...	₹1,746.57	₹124.74	1.84	On
	Results from 20 campaigns	Multiple attrib...	14	6,681,729	45,048,186		₹1,982,272.00	-	4.48	

PLATFORM: GOOGLE

Ad Spent: **INR 5,460,531**

Conversion Value: **31,221,079**

ROAS: **5.71**

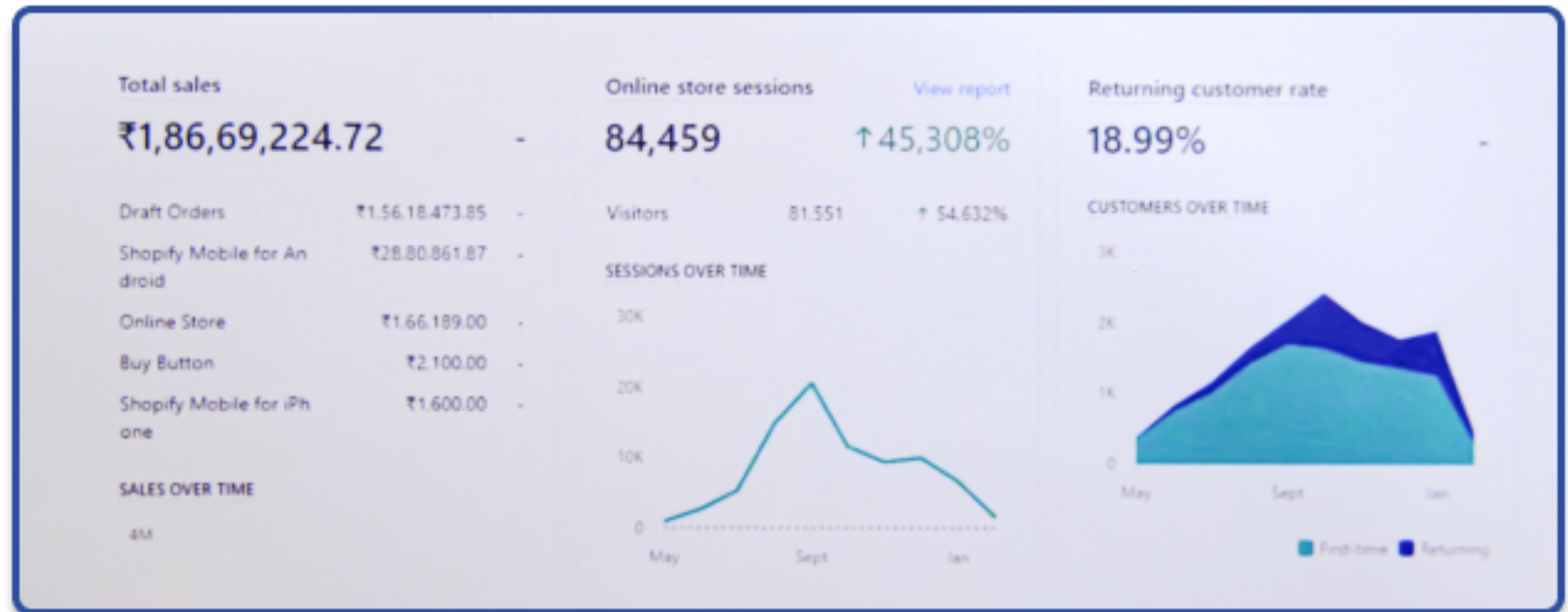


Ayurvedic Healthcare & Wellness

1st May 2021 - 8th Feb 2022

📈 Sales: **INR 1,86,69,224.72**

📈 ROAS: **13.36**



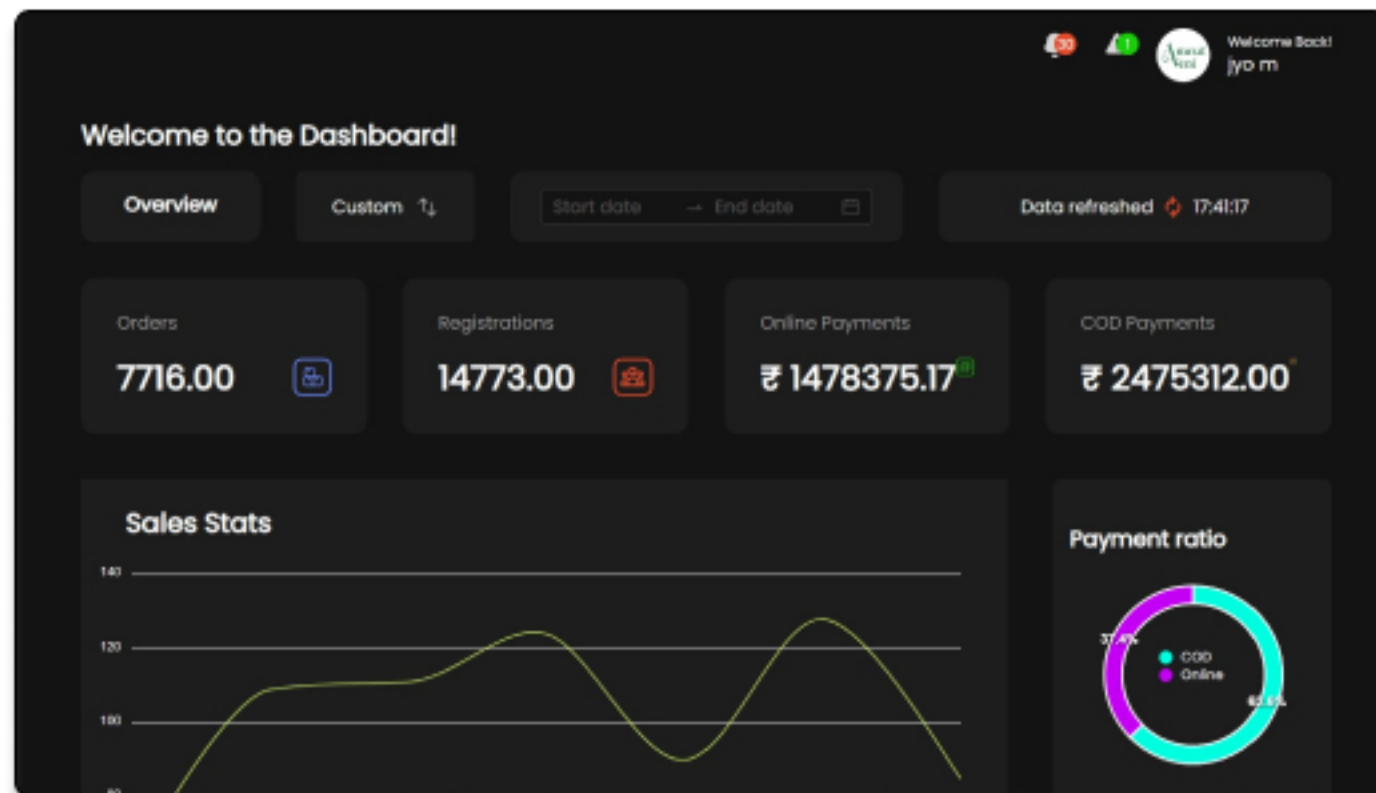
Biotechnology-Driven Hair Care Solutions

Amount Spent: INR 21,47,399

📈 Sales: **39,53,687**

📈 ROAS: **1.84**

PERFORMANCE MARKETING

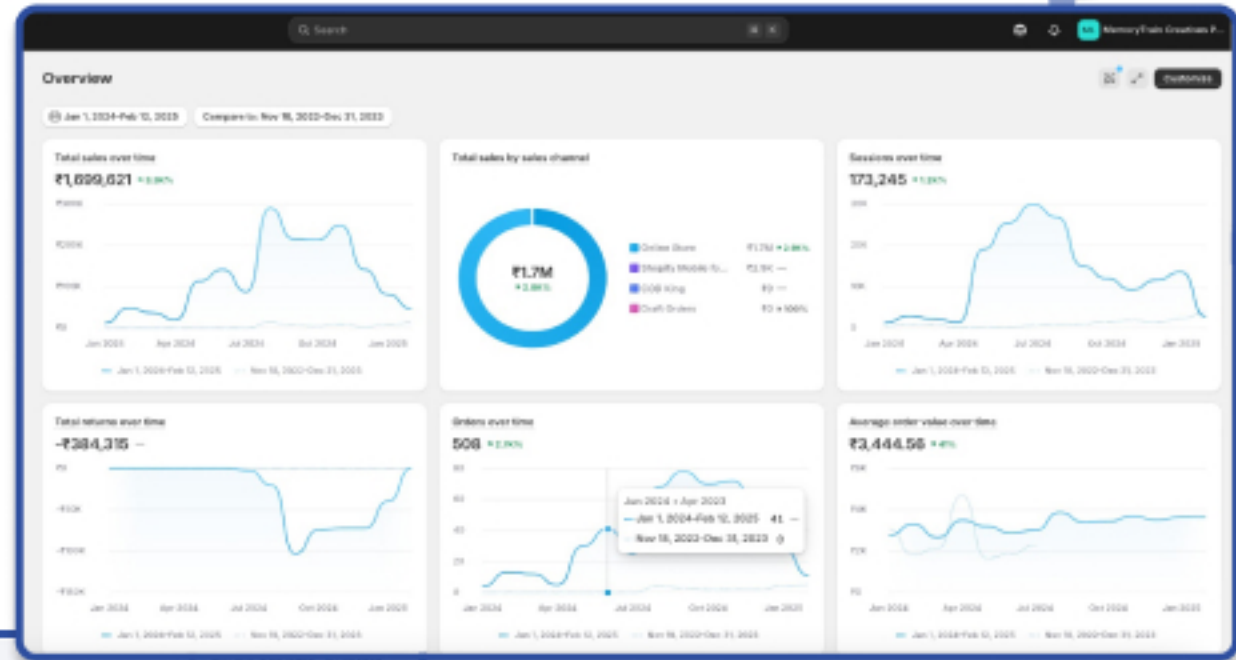


Souvenirs & Gifting

Total Spent: INR 1,170,478

✔ Total Sale: **20,83,936**

✔ ROAS: **1.78**



OR/ID	Campaign	Budget	Amount spent	Cost per result	Frequency	Ends	CPM based per 1,000...	CTR (link click-through rate)	CPC (cost per link click)	Landing page views
●	05 - Overall - Customer list - 11 October	Using ad set bu...	₹0,079.10	₹865.22 ^{Per purchase}	2.03	Ongoing	₹424.70	1.2%	₹35.00	
●	05 - Nurser - Sale - 22 Jan	Using ad set bu...	₹18,763.68	₹3,033.20 ^{Per purchase}	1.86	Ongoing	₹263.68	1.7%	₹16.23	
●	05 (L.A) retargeting Test (03 Feb)	₹620.00 Daily	₹7,916.81	₹3,638.60 ^{Per purchase}	1.82	Ongoing	₹295.12	2.0%	₹14.95	
●	05 - Overall Campaign	Using ad set bu...	₹2,801.18	₹1,428.39 ^{Per purchase}	1.17	Ongoing	₹416.85	2.0%	₹23.87	
●	05 - Remarketing - 23 Jan	Using ad set bu...	₹0,543.04	₹5,543.04 ^{Per purchase}	3.16	Ongoing	₹344.05	2.0%	₹16.95	
●	05 - Geo location - 06 Jan	Using ad set bu...	₹4,980.07	₹4,980.07 ^{Per purchase}	1.88	Ongoing	₹80.26	1.8%	₹4.77	
●	05 - OnSite - 11 Jun	Using ad set bu...	₹2,413.86	₹2,413.86 ^{Per purchase}	1.27	Ongoing	₹134.93	0.8%	₹16.84	
●	05 - Scaling Campaigns - 1 November	Using ad set bu...	₹0.00	— ^{Per purchase}	—	Ongoing	—	—	—	
●	05 - Sales Specialist - Jan - 25 July	Using ad set bu...	₹1,906.18	— ^{Multiple conversions}	2.57	Ongoing	₹65.38	0.7%	₹9.83	
●	05 - High Middle - 12 July	Using ad set bu...	₹3,274.50	— ^{Per purchase}	1.28	Ongoing	₹80.85	1.2%	₹10.89	
●	05 - Advantage - Q3 - Cities - 21 June Cam.	Using ad set bu...	₹4,024.12	— ^{Per purchase}	1.46	Ongoing	₹200.31	2.2%	₹9.46	
Results from 24 campaigns			₹1,170,478.35 Total Spent	— ^{Multiple conversions}	3.06		₹121.58 Per 1,000 impressions	1.88% Per Impressions	₹6.18 Per Action	

Food & Beverage Ingredients

Amount Spent: INR 673,629

✔ Total Sale: **914,809**

✔ ROAS: **1.3**

Campaigns 22 selected X Search by name, ID or metrics Clear

Campaigns 22 selected Ad sets for 22 Campaigns Ads for 22 Campaigns 1 Feb 2024 - 31 Dec 2024

+ Create Duplicate Edit A/B test More Columns: E Commerce - Sale Breakdown Reports Export Charts

Off/On	Campaign	Id	Results	Reach	Purchases conversion...	Website purchases...	Amount spent	Frequency	Cost per result	Budget
✔	BS - Vanilla Frappe - video - 16 Sep	ok or ...	7 Website purchases	4,645	₹3,520.00	₹3,520.00	₹3,914.27	1.66	₹559.18 Per purchase	Using ad set be...
✔	BS - X mass - Offer Coupon - dec 3	ok or ...	5 Website purchases	15,850	₹3,013.00	₹3,013.00	₹11,174.00	2.02	₹2,234.99 Per purchase	Using ad set be...
✔	BS - Remarketing - 21 Aug	ok or ...	5 Website purchases	4,051	₹2,290.00	₹2,290.00	₹3,551.68	1.66	₹710.34 Per purchase	Using ad set be...
✔	BS - Horeca - Chef - Carousel - 29 Aug	ok or ...	4 Website purchases	12,124	₹1,590.00	₹1,590.00	₹7,471.02	1.59	₹1,867.26 Per purchase	Using ad set be...
✔	BS - Catalogs - 22 Aug	ok or ...	4 Website purchases	3,258	₹1,166.00	₹1,166.00	₹2,481.44	1.82	₹620.36 Per purchase	Using ad set be...
✔	BS - Sale - Divali - Combo - 17 Oct	ok or ...	3 Website purchases	4,278	₹1,329.00	₹1,329.00	₹4,441.51	2.20	₹1,480.50 Per purchase	Using ad set be...
✔	BS - Sale - parotta Softener - 09 Oct	ok or ...	3 Website purchases	17,721	₹1,620.00	₹1,620.00	₹3,389.84	1.78	₹1,123.28 Per purchase	Using ad set be...
✔	BS - Sale - partnership- t&ss_h_food- 29 O...	ok or ...	2 Website purchases	3,541	₹1,685.00	₹1,685.00	₹1,832.38	1.17	₹916.19 Per purchase	Using ad set be...
✔	BS - Sale - Navaratri - Combo - 10 Oct	ok or ...	1 Website purchase	1,091	₹510.00	₹510.00	₹1,295.93	1.39	₹1,295.93 Per purchase	Using ad set be...
✔	BS - Orans - Existing Post - Sale - 9 Sep	ok or ...	1 Website purchase	9,475	₹765.00	₹765.00	₹3,986.39	2.38	₹3,986.39 Per purchase	Using ad set be...
✔	BS - Conversion - 06 March 24	ok, 1-...	— Website purchase	1,072,747	₹0.00	₹0.00	₹49,003.15	1.37	— Per purchase	Using ad set be...
Results from 22 campaigns			2,009,422	2,009,422	₹14,809.65	₹14,809.65	₹73,629.59	2.66	—	Multiple conversions
			Accounts Centre acc...	Total	Total	Total Spent	Per Accounts Centre ...	Multiple conversions		



blusteak

Performance
Marketing

Lead Generation



India's Leading Gold Loan NBFC

April 1, 2022 - Dec 31, 2023

Amount spent **₹2.8 Crore**

Leads **249K**

CPL **115**

Increased the number of leads and also brought down the CPL for an NBFC



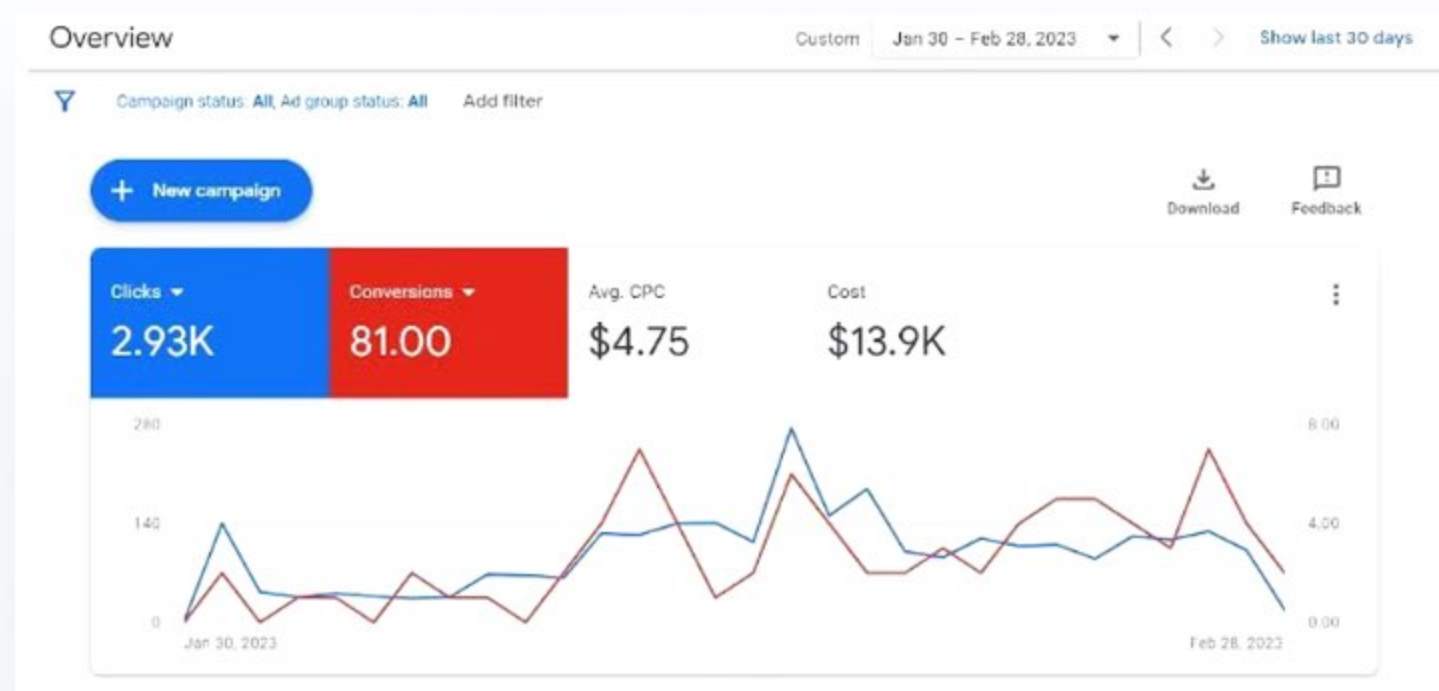
US Based B2B SAAS

Jan 30, 2023 - Feb 28, 2023

Amount spent **\$13.9K** (₹11.5 Lakhs)

Leads **81**

📈 **20x** growth in Lead count in one month and also **reduced the lead cost by 50%** for B2b SAAS product.



Real Estate

Amount Spent: INR 2,457,445

✔ Leads: **1687**

✔ Cost per lead: **1456**

<input type="checkbox"/>	Off / On	Campaign	Delivery	Amount spent	Results	Cost per result	Bid strategy	Bi
<input type="checkbox"/>	<input checked="" type="checkbox"/>	BS SP Lead Kochi	Payment error	₹1,117,543.15	1,130 Facebook leads	₹988.98 Per On-Facebook Le...	Using ad set bid...	Us
<input type="checkbox"/>	<input checked="" type="checkbox"/>	BS SP Lead GCC	Payment error	₹776,738.84	554 Facebook leads	₹1,402.06 Per On-Facebook Le...	Using ad set bid...	Us
<input type="checkbox"/>	<input checked="" type="checkbox"/>	BS Pinnacle Lead	Payment error	₹332,091.71	139 Facebook leads	₹2,389.15 Per On-Facebook Le...	Using ad set bid...	Us
<input type="checkbox"/>	<input type="checkbox"/>	BS SP ABO Lead Creative - Test	Off	₹106,400.94	80 Leads	₹1,273.35 Per Lead	Using ad set bid...	Us
<input type="checkbox"/>	<input type="checkbox"/>	BS SP Adv - Leads Broad	Off	₹52,008.11	76 Facebook leads	₹684.32 Per On-Facebook Le...	Using ad set bid...	Us
<input type="checkbox"/>	<input type="checkbox"/>	BS RF ABO LEAD GEN	Off	₹26,039.75	11 Facebook leads	₹2,367.25 Per On-Facebook Le...	Using ad set bid...	Us
<input type="checkbox"/>	<input type="checkbox"/>	BS SP RT & LLA ABO	Off	₹20,318.54	29 Facebook leads	₹700.64 Per On-Facebook Le...	Using ad set bid...	Us
Results from 179 campaigns				₹2,457,445.68 Total spent	Multiple conversions	Multiple conversions		

Travel & Tourism

PLATFORM: META

AD SPENT: INR 429,444

Leads: **7,864**

Cost per lead: **54.61**

Conversion: **4680**

OS/OSs	Campaign	Bid strategy	Budget	Ad Auction setting	Results	Reach	Impressions	Cost per result	Amount spent	
	ES - MALAYSIA - COORINTRA - 04 DAYS - MAL - View Details Filter Duplicate Share	Using ad set bid ...	Using ad set bud...	7-day click or ...	Facebook leads	47	21,087	46.575	₹134.03	₹6,205.36
	ES - THAILAND - LOKAMYTRA - 03 DAYS - THAI...	Using ad set bid ...	Using ad set bud...	7-day click or ...	Facebook leads	36	22,906	41.942	₹113.18	₹6,235.07
	ES - THAILAND - LOKAMYTRA - 03 DAYS - THAI...	Using ad set bid ...	Using ad set bud...	7-day click or ...	Facebook leads	30	31,371	52.387	₹176.96	₹5,316.09
	ES - AMSTISAR KULLU MANALI	Using ad set bid ...	Using ad set bud...	7-day click or ...	Facebook leads	70	65,537	129.615	₹184.04	₹12,862.97
	ES - COMBODRE - TRAVEL UTSAY	Using ad set bid ...	Using ad set bud...	7-day click or ...	Facebook leads	79	21,629	76.237	₹129.70	₹10,246.33
	ES - NEW ZEALAND & AUSTRALIA	Using ad set bid ...	Using ad set bud...	7-day click or ...	Facebook leads	46	36,996	53.285	₹116.11	₹10,090.11
	ES - TRAVEL UTSAY - KANNUR - RETARGETING	Using ad set bid ...	Using ad set bud...	7-day click or ...	Facebook leads	31	76,396	119.882	₹386.36	₹6,508.99
	ES - TRAVEL UTSAY - PANNAKAMPHETA - RET...	Using ad set bid ...	Using ad set bud...	7-day click or ...	Facebook leads	6	11,994	12.805	₹141.77	₹895.62
	ES - ANEBHAWA MOOBAI	Using ad set bid ...	Using ad set bud...	7-day click or ...	Facebook leads	105	83,604	151.676	₹146.44	₹15,376.04
	ES - TRAVEL UTSAY - KANNUR	Using ad set bid ...	Using ad set bud...	7-day click or ...	Facebook leads	186	81,733	188.534	₹174.75	₹13,283.34
	ES - CLASSIC EUROPEAN VISA - COORINTRA	Using ad set bid ...	Using ad set bud...	7-day click or ...	Facebook leads	111	52,360	211.087	₹196.30	₹11,6296.13
	ES - MALAYSIA - COORINTRA	Using ad set bid ...	Using ad set bud...	7-day click or ...	Facebook leads	149	86,325	240.596	₹163.82	₹13,4276.46
	Results from 36 campaigns			7-day click or ...	Facebook leads	7864	915,586	5415.663	₹54.61	₹429,444.67

PLATFORM: GOOGLE

AD SPENT: INR 5,460,531

CBSE & Cambridge International School

PERFORMANCE MARKETING

PLATFORM: META

AD SPENT: INR 456,144

Leads: **836**

Cost per lead: **545**

ON/OFF	Campaign	Bid strategy	Budget	Ad rotation setting	Results	Reach	Impressions	Cost per result	Amount spent
✓	BS - TOP RANKING SCHOOL IN HYDRABAD	Using ad set bid ...	Using ad set bud...	7-day click or ...	462 Facebook leads	536,308	1,021,094	₹117.29	₹191,871
✓	BS - RETARGETING	Using ad set bid ...	Using ad set bud...	7-day click or ...	Facebook leads	10,623	15,874	---	₹2,519
✓	BS - 9th BEST SCHOOL - NEW	Using ad set bid ...	Using ad set bud...	7-day click or ...	Facebook leads	30	54,803	₹18,796	₹18,263
✓	BS - KCSE, CBSE & IFC	Using ad set bid ...	Using ad set bud...	7-day click or ...	Facebook leads	3	3,228	₹11,232	₹2,628
✓	BS - 9th BEST SCHOOL	Using ad set bid ...	Using ad set bud...	7-day click or ...	Facebook leads	61	92,903	₹20,723	₹12,094
✓	BS - WORLD CLASS FACILITIES - AUGUST 28	Using ad set bid ...	Using ad set bud...	7-day click or ...	Facebook leads	76	387,408	₹5,147	₹10,694
✓	BS - 10th BEST SCHOOL - 22 AUGUST	Using ad set bid ...	Using ad set bud...	7-day click or ...	Facebook leads	199	247,240	₹1,240	₹10,570
✓	BS - CAMBRIDGE - 22 AUGUST	Using ad set bid ...	Using ad set bud...	7-day click or ...	Facebook leads	15	37,710	₹1,440	₹10,710
✓	BS - ADMISSION VIDEO - 30	Using ad set bid ...	Using ad set bud...	7-day click or ...	Facebook leads	42	127,589	₹3,030	₹18,910
Results from 9 campaigns					7-day click or ...	836	252,347	₹545.00	₹456,144

PLATFORM: GOOGLE

AD SPENT: INR 242,731

Leads: **380.50**

Cost per lead: **637.93**

Campaign	CPM	Imps.	Interactions	Interaction rate	Avg. cost	Cost	Conversions	Cost / conv.	Views
BS - CAMBRIDGE - SEARCH - 21-08-2024	6.80	10,094	1,021 clicks	7.60%	₹42.18	₹46,084.92	46.00	₹958.37	0
BS - CAMBRIDGE - VIDEO	9.12	55,864	6,237 engagements, views	11.20%	₹0.35	₹2,185.29	0.00	₹0.00	2,376
BS - performance Max - 17 July	0.18	101,837	6,050 clicks, engagements	5.94%	₹4.21	₹25,477.58	79.00	₹322.50	1,122
BS - Search Cambridge	8.13	2,233	170 clicks	7.61%	₹40.30	₹9,051.14	0.00	₹0.00	0
BS - CBSE Search July 24	0.87	9,585	827 clicks	8.63%	₹25.36	₹242,542.57	24.83	₹9,775.55	0
BS Location Keyword search - 11/07/2024	3.05	34,384	4,199 clicks	12.21%	₹52.12	₹1,34,890.08	230.67	₹584.78	0
Total: Campaigns in your current view	8.59	216,997	18,527 clicks, engagements, views	8.54%	₹13.10	₹242,731.58	380.50	₹637.93	3,498

Education & Study Abroad Consultancy

PLATFORM: META

AD SPENT: INR 1,806,536

Leads: 22,571

Cost per lead: 80

Conversion: 592

On/Off	Campaign	Bid strategy	Budget	Any budget setting	Results	Reach	Impressions	Cost per result	Amount spent
✓	BS - GERMAN LANGUAGE	Using ad set bid...	Using ad set bid...	7-day click or...	1,348	511,322	1,708,179	₹164.87	₹222,248.82
✓	BS - WEBINAR FOR	Using ad set bid...	Using ad set bid...	7-day click or...	101	48,079	199,889	₹162.91	₹16,433.52
✓	BS - MEDICAL GERMAN	Using ad set bid...	Using ad set bid...	7-day click or...	36	30,126	97,091	₹255.28	₹14,948.90
✓	BS - OPPORTUNITY CARD - 01 NOVEMBER	Using ad set bid...	Using ad set bid...	7-day click or...	275	37,340	86,356	₹51.44	₹11,059.73
✓	BS - GERMAN LEARNING PLATFORM	Using ad set bid...	Using ad set bid...	7-day click or...	32	25,724	125,191	₹508.39	₹16,912.58
✓	BS - NURSE RECRUITMENT	Using ad set bid...	Using ad set bid...	7-day click or...	81	21,675	126,820	₹157.17	₹12,759.42
✓	BS - WEBINAR	Using ad set bid...	Using ad set bid...	7-day click or...	619	92,313	347,683	₹26.87	₹21,941.59
✓	BS - OPPORTUNITY CARD	Using ad set bid...	Using ad set bid...	7-day click or...	145	83,351	260,026	₹167.47	₹24,362.31
✓	BS - STUDENWOLLEG	Using ad set bid...	Using ad set bid...	7-day click or...	45	14,675	36,089	₹175.13	₹7,988.69
✓	BS - ICL - DEUT	Using ad set bid...	Using ad set bid...	7-day click or...	77	32,249	69,590	₹172.38	₹13,267.39
Results from 10 campaigns				Today click or...	22,571	3,188,433	22,296,797	₹80.04	₹1,806,536.79

PLATFORM: GOOGLE

AD SPENT: INR 46,623

Leads: 191

Cost per lead: 244

☐	📺 Ausbildung - Video Efficient reach - May 23	Video	₹0.11	₹19.64	216,372	48,081 engagements	22.22%	₹0.09	₹4,248.52
☐	📺 BS - AUSBILDUNG	Video	₹0.20	₹13.03	1,493,989	207,795 engagements	13.91%	₹0.09	₹19,473.16
☐	🔍 BS - GERMAN LANGUAGE	Search	—	₹1,942.64	11,080	516 clicks	4.65%	₹41.74	₹21,539.98
☐	🔍 BS - STUDY ABOARD - 17 DEC	Search	—	₹1,249.66	1,090	26 clicks	2.39%	₹52.39	₹1,362.13
Total: Campaigns in your current view			₹0.18	₹27.07	1,722,539	256,418 clicks, engagements	14.89%	₹0.18	₹46,623.78
Total: Account			₹0.18	₹27.07	1,722,539	256,418 clicks, engagements	14.89%	₹0.18	₹46,623.78

Financial & Business Advisory

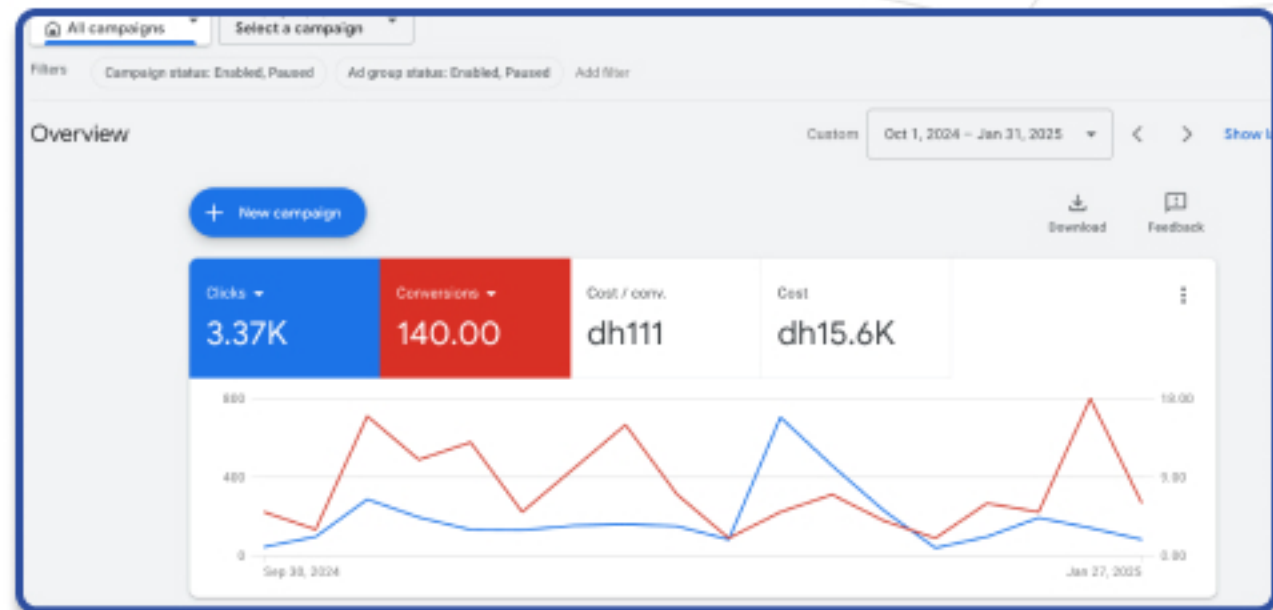
Amount Spent: 17149 AED

✔ Leads: **272**

✔ Cost per Lead: **63 AED**

✔ Conversion Value: **77800 AED**

✔ ROI: **4.54**



Campaigns | 4950131330970570 (495...)

Updated just now | Review and publish

All ads | Active ads | Had delivery | See more

Campaign Name contains | Search by name, ID or metrics

Campaigns | Ad sets | Ads | 1 Oct 2024 - 31 Jan 2025

+ Create | Duplicate | Edit | A/B test | More

Columns: Performance | Breakdowns | Charts

Off/on	Campaign	Location	Results	Reach	Impressions	Cost per result	Amount spent	Ends
<input type="checkbox"/>	BS LO Website	click or ...	2 Website leads	1,852	3,531	188.24 Per lead	296.67	0
<input type="checkbox"/>	BS Whatsapp	click or ...	133 Messaging conver...	9,873	26,689	5.58 Per messaging co...	1,372.03	0
<input type="checkbox"/>	BS LO	click or ...	5 Facebook leads	547	709	10.18 Per on-Facebook lea...	50.81	0
Results from 3 campaigns			Multiple conversions	11,481	30,929	Multiple conversions	1,819.51 Total Spent	

Nutritional Consultancy And Wellness Services

Amount Spent: INR 490321

Leads: **3383**

Conversions: **12**

+ Create		Duplicate	Edit	A/B test	More	Columns: Performance and clicks	Breakdown	Reports	Export	Char
Off/On	Campaign	Results	Reach	Views	Frequency	Cost per result	Budget	Amount spent		
<input type="checkbox"/>	BS Medical	291 Facebook leads	97,698	172,691	1.88	₹209.36 Per on-Facebook leads	Using ad set bud...	₹60,923.39		
<input type="checkbox"/>	BS Sports Nutrition	764 Facebook leads	693,002	2,010,722	2.80	₹181.83 Per on-Facebook leads	Using ad set bud...	₹138,916.51		
<input type="checkbox"/>	BS LifeStyle	2,022 Facebook leads	580,001	1,033,805	1.78	₹102.90 Per on-Facebook leads	Using ad set bud...	₹208,056.36		
<input type="checkbox"/>	BS Weight Loss Campaign	20 Facebook leads	4,489	5,410	1.16	₹106.45 Per on-Facebook leads	Using ad set bud...	₹2,129.00		
<input type="checkbox"/>	BS Sports Adv Campaign	196 Facebook leads	166,513	448,586	2.64	₹216.99 Per on-Facebook leads	Using ad set bud...	₹42,529.11		
<input type="checkbox"/>	BS Chandigarh Lead Gen	81 Facebook leads	107,695	219,608	1.97	₹389.03 Per on-Facebook leads	Using ad set bud...	₹31,511.62		
<input type="checkbox"/>	BS Diwali Offer Lead Gen	9 Facebook leads	4,396	9,289	2.11	₹695.09 Per on-Facebook leads	Using ad set bud...	₹6,255.77		
Results from 7 campaigns		3,383 On-Facebook leads	1,515,013 Accounts Centre accou..	3,900,111 Total	2.52 Per Accounts Centre a..	₹144.94 Per on-Facebook leads		₹490,321.78 Total Spent		



blusteak

Performance
Marketing

Brand Awareness



Health & Wellness

Amount Spent: INR 2331983

✔ CPM Meta: **7,864**

✔ CPM Google: **54.23**

The screenshot displays a Google Ads interface with the following elements:

- Filters:** Campaign Name contains bs, Search by name, ID or metrics, Date range: 1 Aug 2023 - 31 Jan 2025.
- Navigation:** Campaigns, Ad sets, Ads tabs. Buttons for Create, Duplicate, Edit, A/B test, and More.
- Table 1 (Summary):**

OH/On	Campaign	Cost per result	Budget	Amount spent	Ends	Impressions	CPM (cost per 1,000)
<input type="checkbox"/>	BS Reach Cities	3.34	₹9.51	₹97,935.07	Ongoing	34,451,207	
<input type="checkbox"/>	BS Reach Pune	3.66	₹9.42	₹41,957.43	Ongoing	16,300,834	
<input type="checkbox"/>	BS Reach Bangalore	4.22	₹11.49	₹58,190.12	Ongoing	25,019,907	
<input type="checkbox"/>	BS Reach Mumbai	3.57	₹9.49	₹86,613.36	Ongoing	32,544,985	
<input type="checkbox"/>	BS PHYSIO	2.16	₹334.00	₹25,717.74	Ongoing	80,160	
Results from 44 campaigns		5.14	—	₹1,308,092.99		230,891,974	

- Table 2 (Detailed View):**

View (2 filters)	Campaigns (32)	Cost	Imps	Avg. CPM	Clicks
Total filtered campaigns		₹1,022,891.88	18,791,362	₹54.43	62,832
<input type="checkbox"/>	BS Video Reach- Jyoti Pojari-Bangalore Rest of the City	₹7,433.26	230,814	₹32.20	1,268
<input type="checkbox"/>	BS Video Updated Green Physio Target Frequency 02 - 02 - 24	₹5,842.64	79,889	₹73.90	253
<input type="checkbox"/>	BS Video Target Frequency Updated Orange Physio 02-02-24	₹4,641.62	54,197	₹85.64	154
<input type="checkbox"/>	BS Video Target Frequency Update Green 25-01-23	₹5,228.90	53,092	₹98.49	152
<input type="checkbox"/>	BS Video OrangeTarget Frequency 02-02-24	₹5,207.67	55,614	₹93.64	159

Food and Nutrition Company

Jan 1, 2022 - Jan 17, 2024

Amount spent **AED 98.4K** (₹22.2 Lakhs)

CPM **AED 9.17**

Reduced the CPM by 50% for a food and nutrition company based in UAE





blusteak

Performance
Marketing

App Installs



Logistics And Delivery

Amount Spent: INR 302,223

✔ App Registrations: **3539**

✔ CPR: **85.40**

Ad set	Amount spent	Results	Cost per result
Banglore Pincodes	₹67,318.51	433 In-app registrations	₹155.47 Per in-app registration
Coimbatore Pincodes	₹10,974.91	60 In-app registrations	₹182.92 Per in-app registration
Mysore Pincodes	₹32,186.44	158 In-app registrations	₹203.71 Per in-app registration
Trivandrum Pincodes	₹4,431.54	6 In-app registrations	₹738.59 Per in-app registration
Trivandrum	₹1,529.48	12 In-app registrations	₹127.46 Per in-app registration
Mysore	₹13,665.79	155 In-app registrations	₹88.17 Per in-app registration
Coimbatore	₹1,546.00	9 In-app registrations	₹171.78 Per in-app registration
Chennai Broad	₹35,276.91	506 In-app registrations	₹69.72 Per in-app registration
Results from 13 ad sets ⓘ	₹302,223.93 Total Spent	3,539 In-app registrations	₹85.40 Per in-app registration

Parenting App

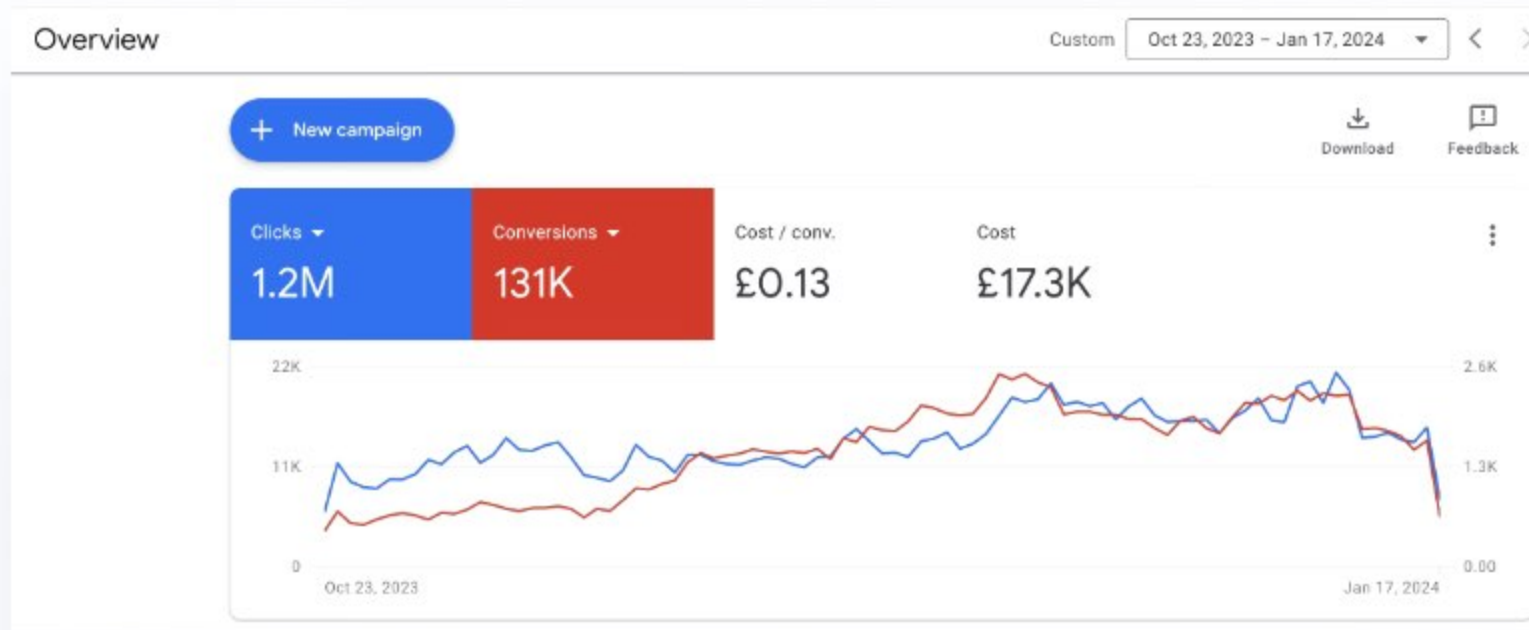
Oct 23, 2023 - Jan 17, 2024

Amount spent **£ 17.3K** (₹18.2 Lakhs)

App Installs **131K**

Cost per Install **£ 0.13**

Reduced the Cost per install and also increased the In App Actions for Google ads App Campaigns



Edtech App

July 31, 2023 - Jan 5, 2024

Achieved **6000** signups

Amount spent **\$4,800** (₹3.9 Lakhs)

Conversions **6,735**

CPI **\$0.71**

Objectives in Sales Search and Filter Save Clear Maximum: 31 Jul 2023 - 5 Jan 2024

Campaigns Ad sets 1 selected Ads for 1 Ad set

Create Duplicate Edit A/B test Rules View Setup Columns: Custom Breakdown Reports Export

Off/On	Ad set	Results	Cost per result	CPM (cost per 1,000 impressions)	CPC (cost per link click)	Reach	Frequency	Budget	Amount spent
<input type="checkbox"/>	IEL - ROP - Campaign - Desktop - New	190 Complete Reg	\$0.82 Per Complete Reg	\$0.50	\$0.57	131,012	2.40	\$4.72 Daily	\$156.14
<input type="checkbox"/>	IEL - ROP - Campaign - Desktop - New	495 Complete Reg	\$0.55 Per Complete Reg	\$0.53	\$0.67	183,649	2.47	\$5.92 Daily	\$240.51
<input type="checkbox"/>	IEL - ROP - Campaign - Desktop - New	343 Complete Reg	\$1.82 Per Complete Reg	\$0.49	\$0.33	157,086	2.99	\$5.37 Daily	\$231.92
<input type="checkbox"/>	IEL - ROP - Campaign - Desktop - New	1,695 Complete Reg	\$0.61 Per Complete Reg	\$0.30	\$0.29	1,068,055	3.30	\$5.94 Daily	\$1,042.05
<input type="checkbox"/>	IEL - ROP - Campaign - Desktop - New	1,585 Complete Reg	\$0.55 Per Complete Reg	\$0.47	\$0.25	432,082	4.36	\$6.45 Daily	\$877.14
<input type="checkbox"/>	IEL - ROP - Campaign - Desktop - New	11 Complete Reg	\$2.22 Per Complete Reg	\$0.31	\$0.29	28,582	2.78	\$7.00 Daily	\$24.40
<input type="checkbox"/>	IEL - ROP - Campaign - Desktop - New	15 Complete Reg	\$2.21 Per Complete Reg	\$0.39	\$0.47	48,575	1.75	Using campaign ...	\$33.15
<input type="checkbox"/>	IEL - ROP - Campaign - Desktop - New	— Complete Reg	— Per Complete Reg	\$0.87	\$0.40	10,156	1.78	\$10.00 Daily	\$15.79
<input checked="" type="checkbox"/>	IEL - ROP - Campaign - Desktop - New	— Complete Reg	— Per Complete Reg	\$1.70	\$0.26	8,117	1.20	\$10.00 Daily	\$16.65
<input type="checkbox"/>	IEL - ROP - Campaign - Desktop - New	— Complete Reg	— Per Complete Reg	\$0.63	\$0.18	19,888	1.31	\$10.00 Daily	\$16.38
<input type="checkbox"/>	IEL - ROP - Campaign - Desktop - New	— Complete Reg	— Per Complete Reg	\$0.88	\$0.51	15,603	1.23	\$10.00 Daily	\$16.88
<input type="checkbox"/>	IEL - ROP - Campaign - Desktop - New	— Complete Reg	— Per Complete Reg	\$12.95	\$2.43	1,127	1.17	\$10.00 Daily	\$17.01
Results from 21 ad sets		6,197 Complete Reg	\$0.72 Per Complete Reg	\$0.31 Per 1,000 Impressions	\$0.18 Per Action	3,660,494 Accounts Centre acco...	3.99 Per Accounts Centre s...		\$4,453.64 Total Spent



blusteak

Performance
Marketing

Automation



Abad Builders

Platform:  happilee

← / ABAD BUILDERS / Broadcast / Broadcast Details / BS %7C WP Hand Over %7C Jan 22 %7C Kuwait Expo %7C Kochi Expo %7C Meta Leads New



Overview
100%
(223)



Sent
66%
(147)



Delivered
64%
(143)



Read
40%
(89)



Replied
1% (3)



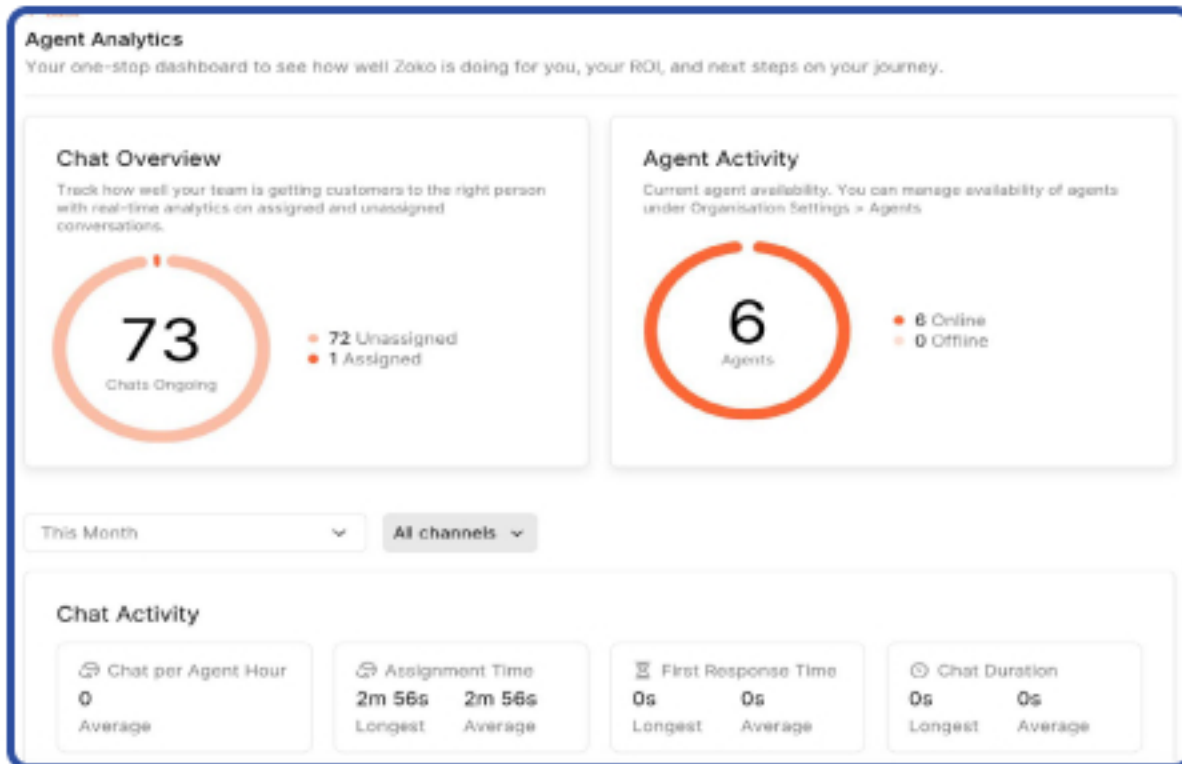
Not Replied
39%
(86)



Failed
34%
(76)

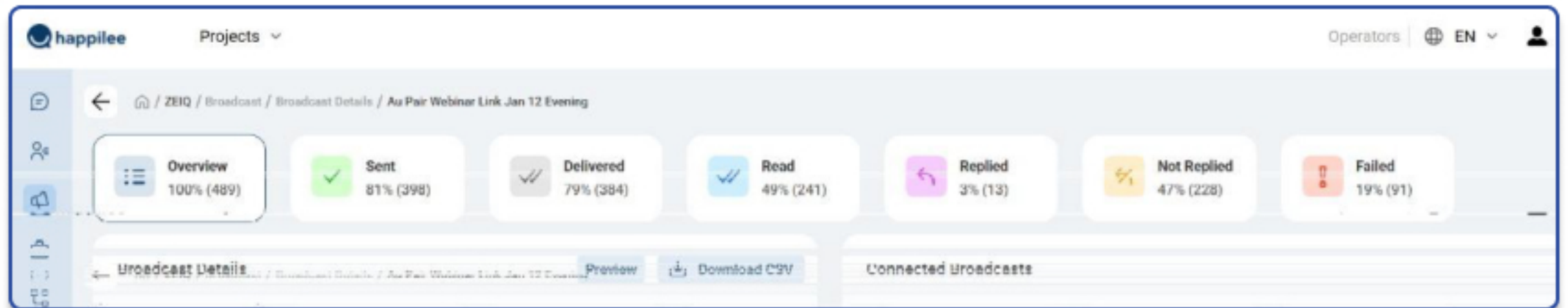
Memmmory Train

Platform:  **zoko**



ZeIQ Consultants

Platform:  happilee



The screenshot displays the happilee interface for a specific broadcast. At the top, the 'happilee' logo and 'Projects' dropdown are visible on the left, while 'Operators', 'EN', and a user profile icon are on the right. The breadcrumb trail indicates the path: / ZEIQ / Broadcast / Broadcast Details / Au Pair Webinar Link Jan 12 Evening. A central row of seven cards provides a summary of the broadcast's performance:

Category	Percentage	Count
Overview	100%	489
Sent	81%	398
Delivered	79%	384
Read	49%	241
Replied	3%	13
Not Replied	47%	228
Failed	19%	91

Below the summary cards, the 'Broadcast Details' section includes a 'Preview' button and a 'Download CSV' button. To the right, there is a section for 'Connected Broadcasts'.



blusteak

WORKS

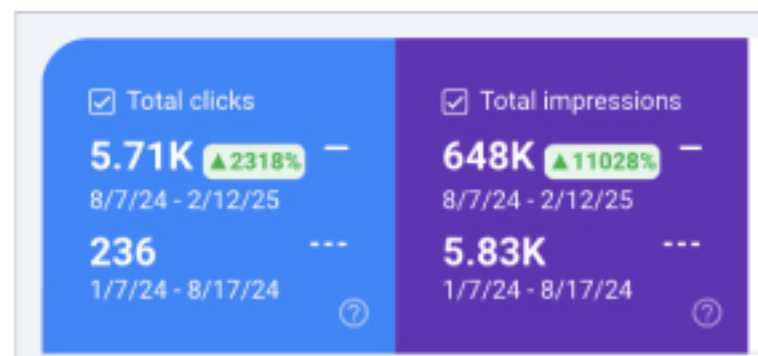
SEARCH ENGINE OPTIMIZATION



Hotels And Resorts

With the launch of its newly developed SEO optimized website, Blackberry Hills gained 5.71K organic clicks and **648K** organic impressions, marking a significant leap in digital growth.

The homepage, Hornbill Restaurant, and informational blogs around the topic munnar are now attracting substantial traffic, showcasing the success of Blackberry Hills' SEO strategy and the impact of its website transformation.



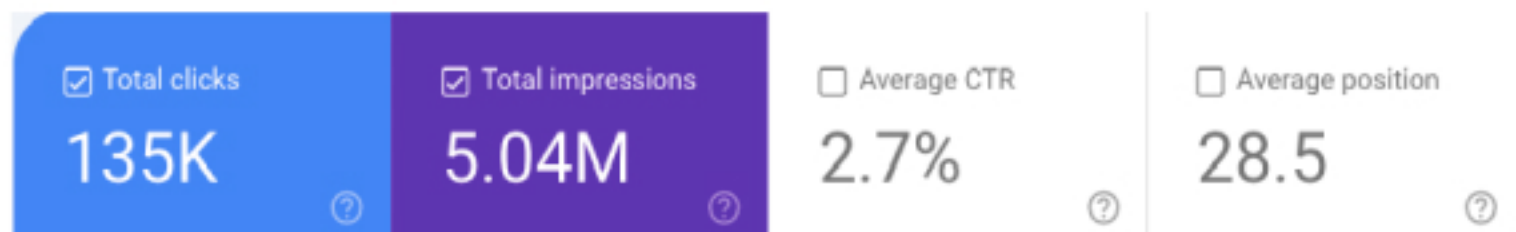
Keyword	Search Volume	Current Ranking
Best Nature Resorts in Munnar	100-1K	6
Best Spa in Munnar	100-1K	4
2 Days Munnar Itinerary	100-1K	4
Munnar Itinerary for 2 Days	10-100	8

Search query: munnar hidden places

- Blackberry Hills Munnar Nature Resort & Spa**
<https://blackberryresorts.com/blog/hidden-gems-of-munnar/>
- Hidden Places in Munnar: Explore Beyond the Usual Spots**
 Hidden Trekking Trails Around Munnar · Meesapulimala Trek · Lakshmi Hills Trek · Pampadum Shola National Park · Kurinjimala Sanctuary. The Kurinjimala Sanctuary ...
- Blackberry Hills Munnar Nature Resort & Spa**
<https://blackberryresorts.com/snowfall-in-munnar-kashmir/>
- Experience Snowfall in Munnar: Kashmir of South India**
 1. Is there snowfall in South India? Yes. Locations like Munnar, Ooty and Kodaikanal are colder regions that experience steady snowfall in South India. - 2. What ...

BLUSTEAK

Ranked top positions among most competing keywords in the industry. Outranking big authority sites through high-quality articles. **135K** Clicks and **5.04M** Impressions through blogs only



Keyword	Search Volume	Current Ranking
Digital Marketing Agency in Kerala	1k-10K	1
Digital Marketing Company in Kerala	1k-10K	2
Midjourney Edit Existing Image	100-1K	1
Instagram Reel Hooks	100-1K	2
Apps Like Lazypay	100-1K	1

24 hours 7 days 28 days 3 months 16 months

Search type: Web Page: +blog X + Add filter

Last update: 3 hours ago

Top queries	Clicks	Impressions
midjourney edit existing image	960	8,464
instagram reel hooks	690	5,821
midjourney modify existing image	652	4,536
apps like lazypay	603	30,154
instagram hooks for reels	603	9,585
hooks for instagram reels	482	10,564

Education Industry

Brilliant Study Centre saw a significant surge in organic traffic, with a **61%** increase in clicks and a rise in impressions. This growth indicates improved search visibility, stronger audience reach and engagement with potential learners.

Total clicks

216K

3/23/24 - 4/22/24

—

134K

2/23/24 - 3/24/24



Total impressions

1.85M

3/23/24 - 4/22/24

—

1.23M

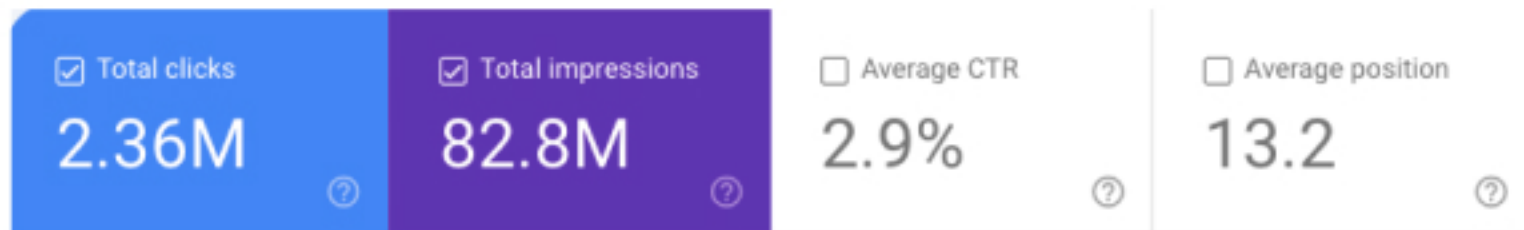
2/23/24 - 3/24/24



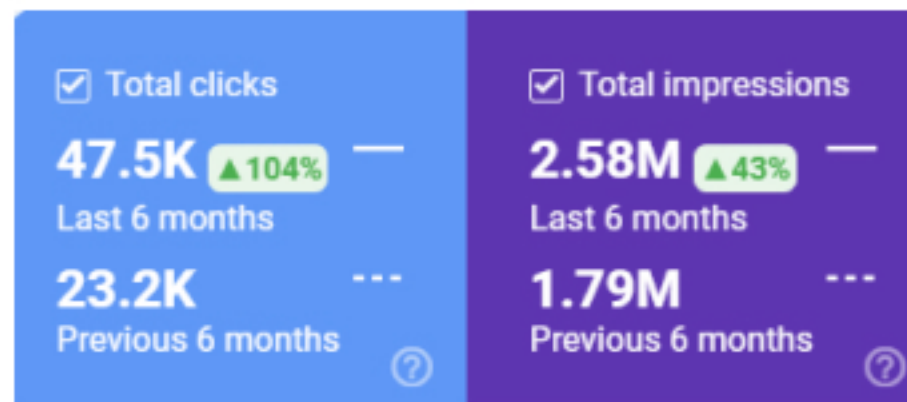
E-Commerce Pharmacy In Middle East

Made SEO the business's top traffic and sales acquisition channel.

33.6K weekly clicks and **33K** QAR weekly revenue only through SEO



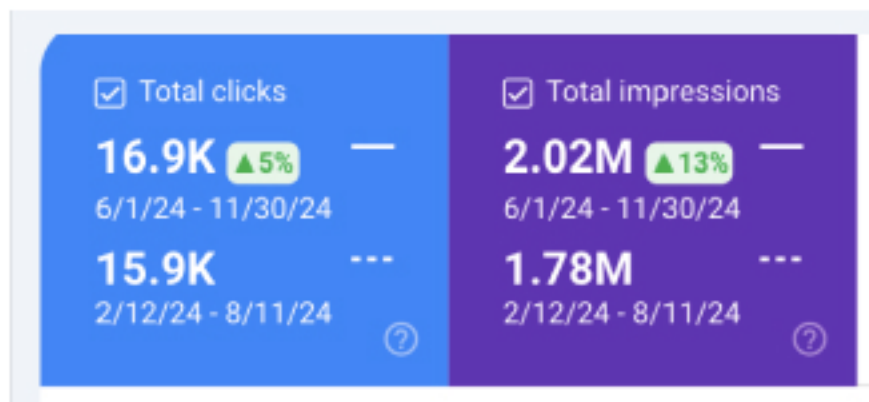
Keyword	Volume	Rankings
Online Pharmacy Qatar	100-1k	2
Diolopid	100-1k	1
Eros Delay Spray	100-1k	1
Minoxidil Qatar	100-1k	1
		1
Oxygen Concentrator Qatar	100-1k	



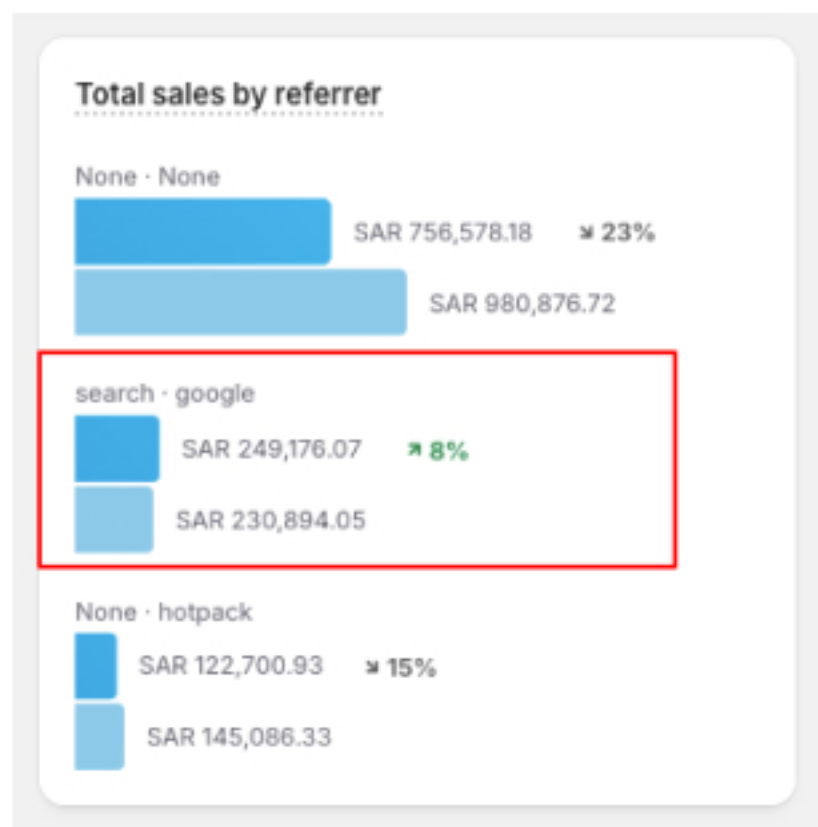
For Informational Blogs, We are able to achieve this growth through blogs, specifically tailored for the Qatar audience.

Manufacturing And Packaging Industry

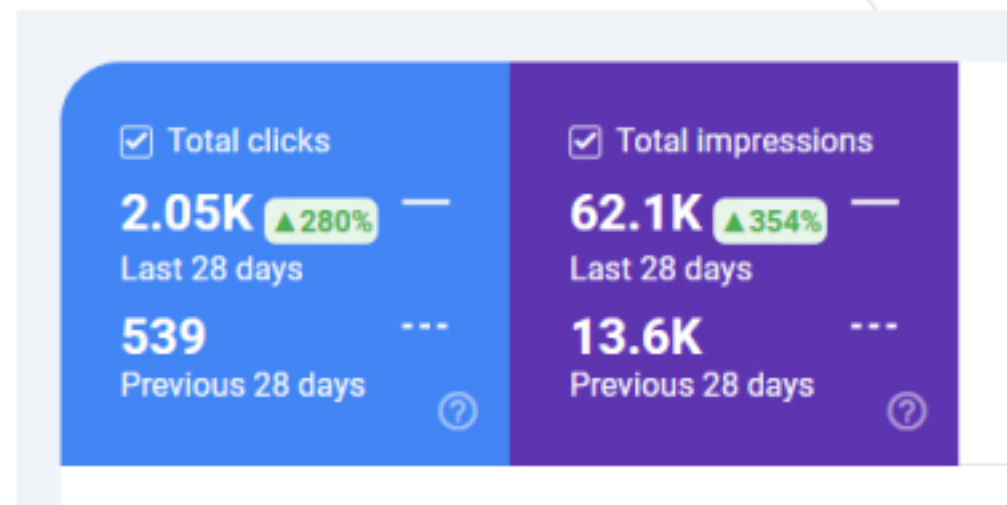
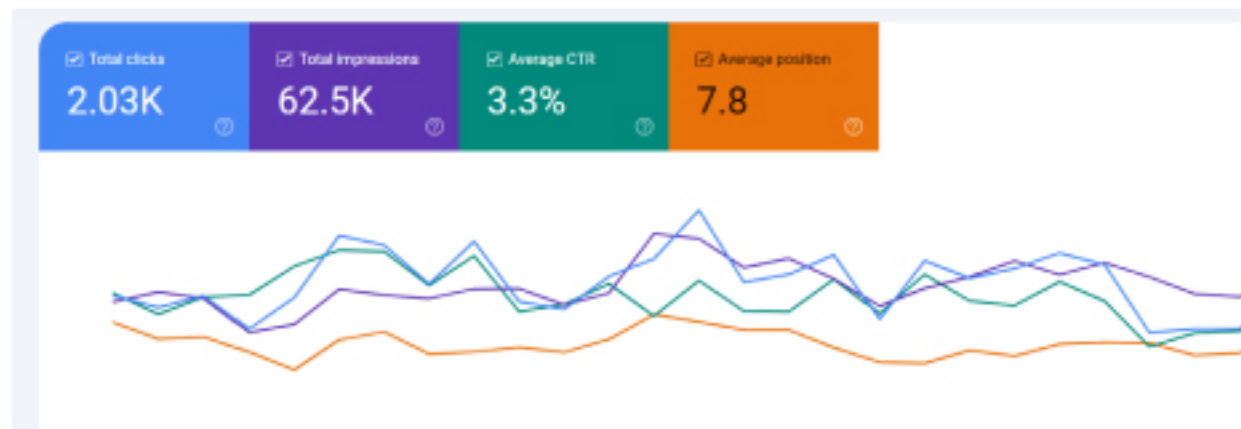
When sales through other channels declined, we recovered from the traffic and sales drop by optimizing product listings, refining categories, and enhancing product visibility. These improvements led to increased organic sales and a stronger market presence.



Keyword	Search Volume	Current Ranking
Paper Cup	1k - 10 K	1
Tissue Products	10- 100	1
Aluminium Products	10- 100	3
Plastic C ups	100 - 1K	1
Clear PET	10- 100	1



Automotive Industry



Between January 11, 2025, and February 11, 2025, Incheon Kia experienced remarkable growth in organic website engagement compared to the previous month (December 11, 2024, to January 11, 2025):

- **Organic Clicks:** Increased by 464%.
- **Organic Impressions:** Rose by 66.1%.
- **Organic Users:** Surged by 537%.
- **Organic Sessions:** Expanded by 567%.

Key service pages, including "Kia Test Drive," various service offerings, are now prominently appearing in Google search results, increasing accessibility for potential customers.

Automotive Industry

SEO

New users by First user primary channel group (Default Channel Group) ▾



WHAT ARE YOUR TOP CAMPAIGNS?

Sessions ▾ by

Session primary channel group (Default Channel Group) ▾

SESSION PRIMARY CHANNEL GROUP (0)

SESSIONS

Channel Group	SESSIONS	% Change
Paid Search	5.1K	↑1,338.5%
Organic Search	2.4K	↑567.8%
Paid Social	~1,500	↑459.4%
Direct	~500	↑565.4%
Organic Social	2,364	↑567.8%
Unassigned	63	↑425.0%
Referral	61	↑577.8%

Jan 15, 2025 - Feb 11, 2025 vs Dec 18, 2024 - Jan 14, 2025

Automotive Industry

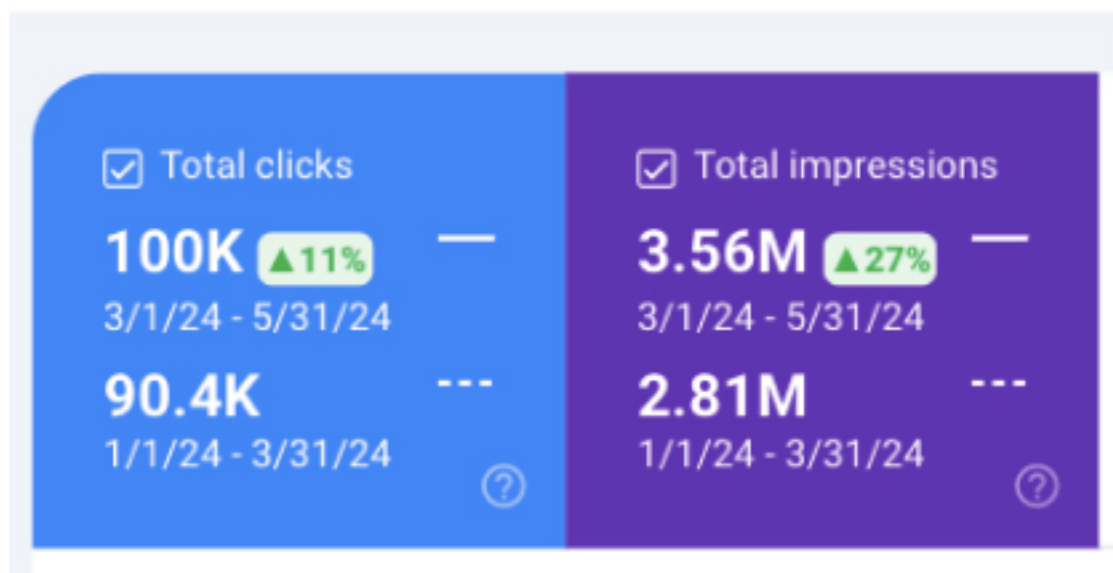
Ranking Keywords	Previous Position	Current Position (Feb)
Kia dealers in kerala	25	1
Kia dealers	15	7
Kia showroom	7	4
kia car dealers kochi	3	1
kia showrooms in kerala	8	1
Kia test drive	5	3
Kia sonet test drive	Not in 100 Results	6
Kia sonet test drive Kerala	Not in 100 Results	2
kia sonet test drive near me	Not in 100 Results	2
Kia seltos test drive near me	Not in 100 Results	3
Kia seltos test drive	Not in 100 Results	
Kia carens test drive	Not in 100 Results	7



SEO

Retail And Textile Industry

Increased traffic to the Saree, Dhavani, Salwar, Set Sarees, and Bridal Collections product pages led to significant growth in sales.



Keyword	Search Volume	Ranking
Set Saree Online	10k - 100k	2
Sarees Online	1k-10K	10
Jute Silk Sarees	1k-10K	3
Kerala Sarees Online	1k-10K	3
Kerala Wedding Sarees	1k-10K	2

Souvenirs & Gifting

The underdeveloped Shopify website gained impressive traction, generating **9.03K** clicks and appearing **609K** times in Google search results. This strong visibility highlights growing user engagement and interest, contributing to increased brand awareness and potential sales of Unique Gifts Online & Authentic Kerala Souvenirs.

Total clicks

9.03K ▲1027% —

7/1/24 - 2/12/25

801 ---

1/1/24 - 6/30/24



Total impressions

609K ▲7442% —

7/1/24 - 2/12/25

8.08K ---

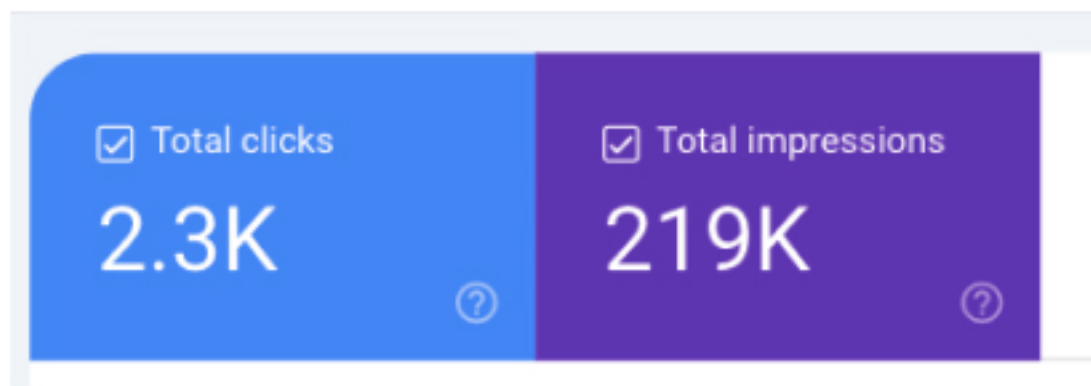
1/1/24 - 6/30/24



Keyword	Volume	Rankings
Lake of lilies		1
Theyyam gifts		1
Onam gifts		4
Tea shop couple		1
kerala chess set		1

Food & Beverage Ingredients

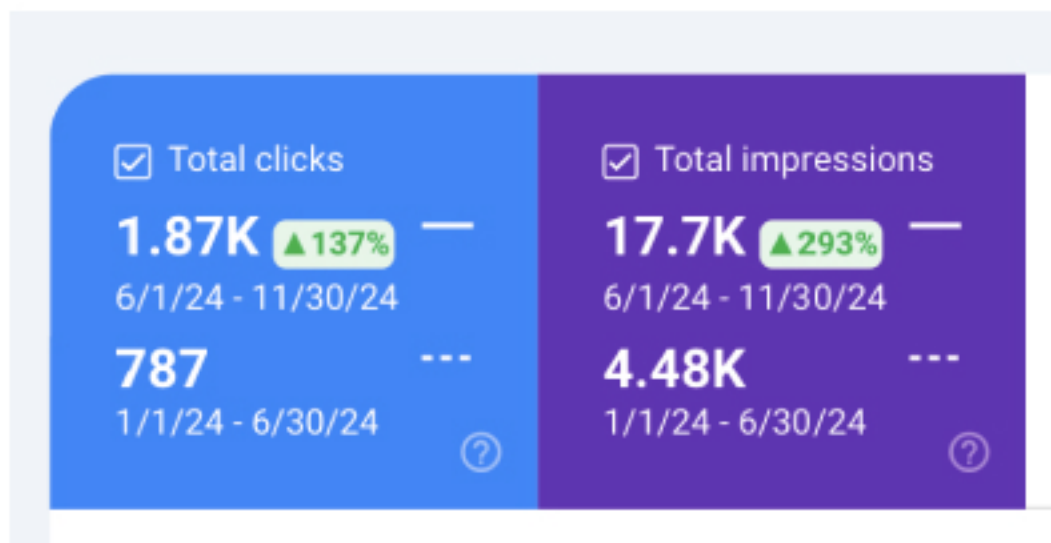
A newly developed Shopify website attracted **2.3K** clicks and achieved **219K** impressions in Google search results, reflecting strong visibility and engagement with potential customers.



Keyword	Search Volume	Current Ranking
Mango Pudding Instant Mix	100-1K	1
Creme Caramel Pudding Mix	100-1K	3
Tiramisu Mix	100-1K	2
Crème Brulee Mix	100-1K	5
Vanilla Panna Cotta Mix	100-1K	1
Strawberry Panna Cotta Mix	100-1K	6

Financial Software Industry

ProFinTech Technologies achieved a **137% increase in organic clicks** and a **293% rise in impressions**, enhancing its visibility among **Banks, NBFCs, and MSME owners**.



Google

digital trade finance india



ProFinTech

<https://profintech.ai>

1 ProFinTech | Digital Trade Finance India

Through our embedded trade finance solutions, empower your users with seamless access to financing options, drive more engagement and commercial transactions ...

Travel & Tourism

Somans Leisure Tours saw a **42% increase in organic clicks** (reaching **27.8K**) and a **72% surge in organic impressions** (now at **422K**), significantly enhancing online visibility for tour packages.

This growth reflects a successful **SEO strategy**, driving more travelers searching for **tour packages** to discover **Somans Leisure Tours' content**, increasing engagement and potential conversions.

☑ Total clicks

27.8K ▲42%

10/16/24 - 1/16/25

19.6K ---

7/15/24 - 10/15/24



☑ Total impressions

422K ▲72%

10/16/24 - 1/16/25

244K ---

7/15/24 - 10/15/24

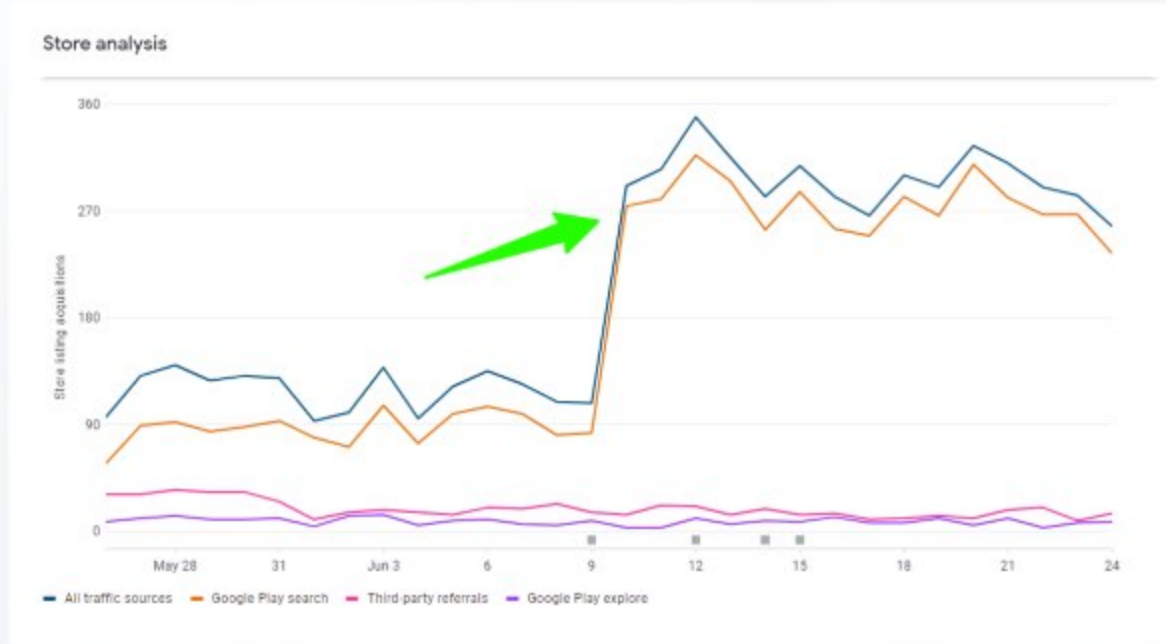


Keyword	Search Volume	Current Ranking
Russia Tour Package from Kochi	100-1K	1
Japan Tour Packages from Kerala	100-1K	2
Antarctica Tour Package	1K-10K	5
Europe Tour Packages from Kerala	100-1K	3
Singapore Malaysia Tour Package from Kerala	100-1K	3
Tour Operators in Kochi	1K-10K	6

Matrimonial site in India

↗ Achieved a 3x increase in play store traffic, a **281.93%** increase in store listing acquisition, and a **223%** rise in total traffic organically

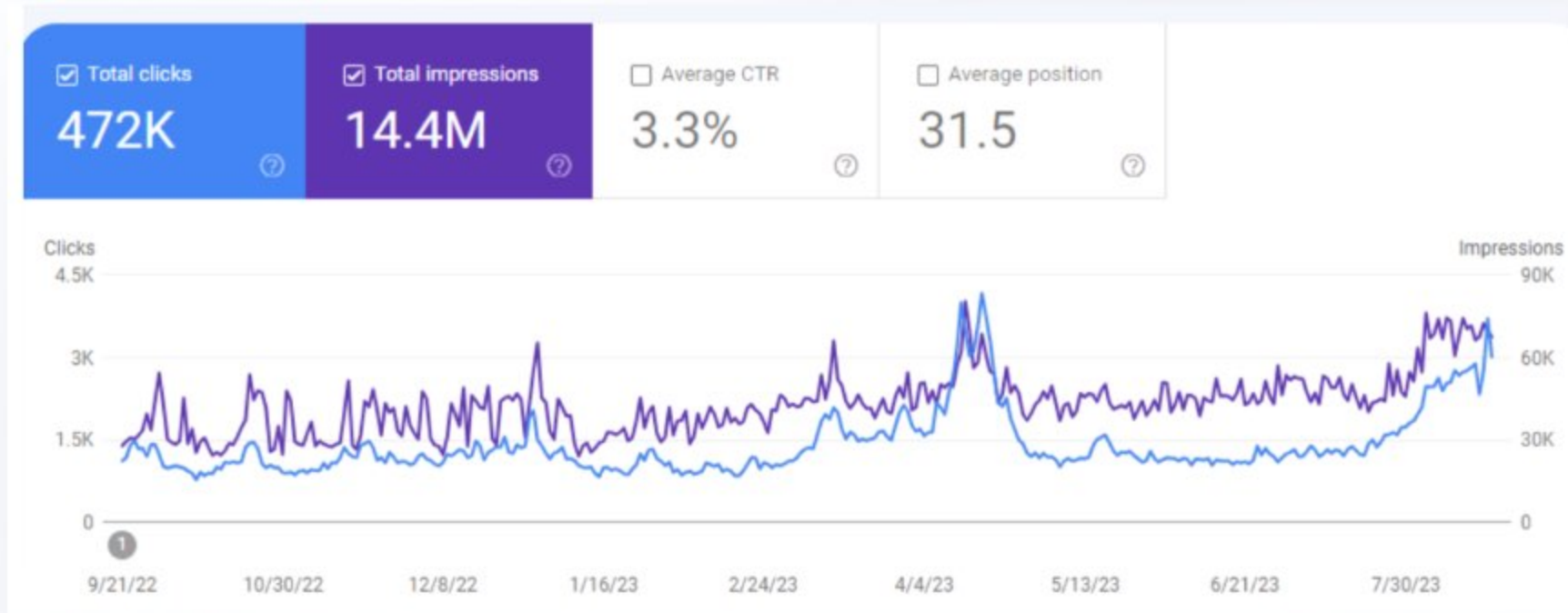
S.NO	Keyword	Avg Monthly Search Volume	Top Ranking
1	Christian matrimony	10k-100k	3
2	Kerala Christian matrimony	1k- 10k	3
3	Christian matrimony brides	100-1k	3
4	Christian second marriage	100-1k	1
5	Knanaya matrimony brides	100-1k	1



Electronic Retail Chain In India

Significant increase in traffic and **40+** highly competitive keywords ranked on the top position of SERP within 4 months

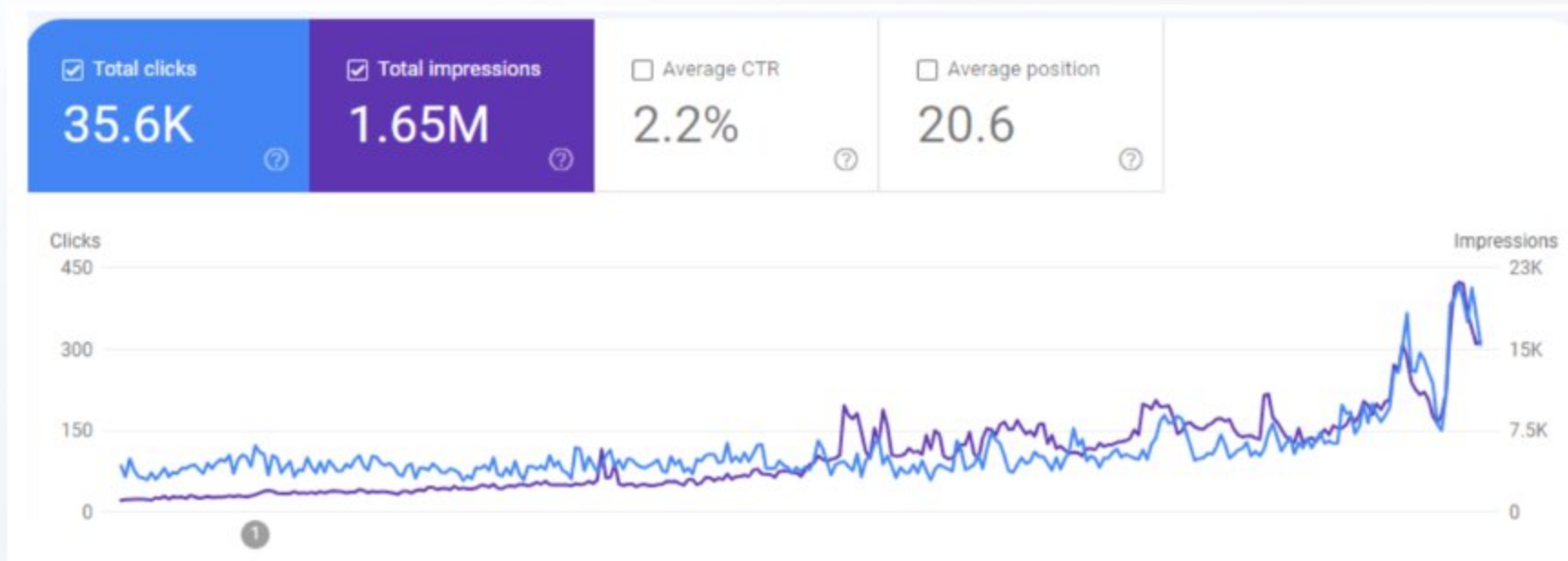
S.NO	Keyword	Avg Monthly Search Volume	Top Ranking
1	ac price in kerala	1k- 10k	1
2	laptop price in kerala	1k- 10k	2
3	washing machine price kerala	1k- 10k	1
4	laptop in kerala	1k- 10k	2
5	fridge price in kerala	100- 1k	1



Apparel Brand in India

↗ **Doubled** Organic Clicks & Sessions of the Online Store in **3 Months**

S.NO	Keyword	Avg Monthly Search Volume	Top Ranking
1	vegan footwear	100- 1k	1
2	vegan shoes	1k- 10k	2
3	monsoon footwear for ladies	1k- 10k	4
4	pvc sole vs rubber sole	1k- 10k	1
5	monsoon sandals mens	100- 1k	5



Apparel Brand in India

↗ **Doubled** Organic Clicks & Sessions of the Online Store in **3 Months**

S.NO	Keyword	Avg Monthly Search Volume	Top Ranking
1	vegan footwear	100- 1k	1
2	vegan shoes	1k- 10k	2
3	monsoon footwear for ladies	1k- 10k	4
4	pvc sole vs rubber sole	1k- 10k	1
5	monsoon sandals mens	100- 1k	5

Total clicks

6.31K

4/1/22 - 6/30/22

3.6K

1/1/22 - 3/31/22

—



Total impressions

48.5K

4/1/22 - 6/30/22

35.9K

1/1/22 - 3/31/22

—



Average CTR

13%

4/1/22 - 6/30/22

10%

1/1/22 - 3/31/22

—



Average position

28.2

4/1/22 - 6/30/22

31.3

1/1/22 - 3/31/22

—



Ayurveda Healthcare FMCG

↗ Increased total clicks from 750 to **5.33k** and total impressions from 4k to **54k**, respectively within 3 months

S.NO	Keyword	Avg Monthly Search Volume	Top Ranking
1	how to gain weight	100k- 1M	4
2	ayurvedic medicine for height increase	1k- 10k	5
3	ശരീരം മെലിയാൻ കാരണം	100- 1k	1
4	herbs for skin whitening	100- 1k	2
5	skin whitening herbs in ayurveda	100- 1k	3

Total clicks

5.33K

Last 3 months

751


Previous 3 months 

Total impressions

54.3K

Last 3 months

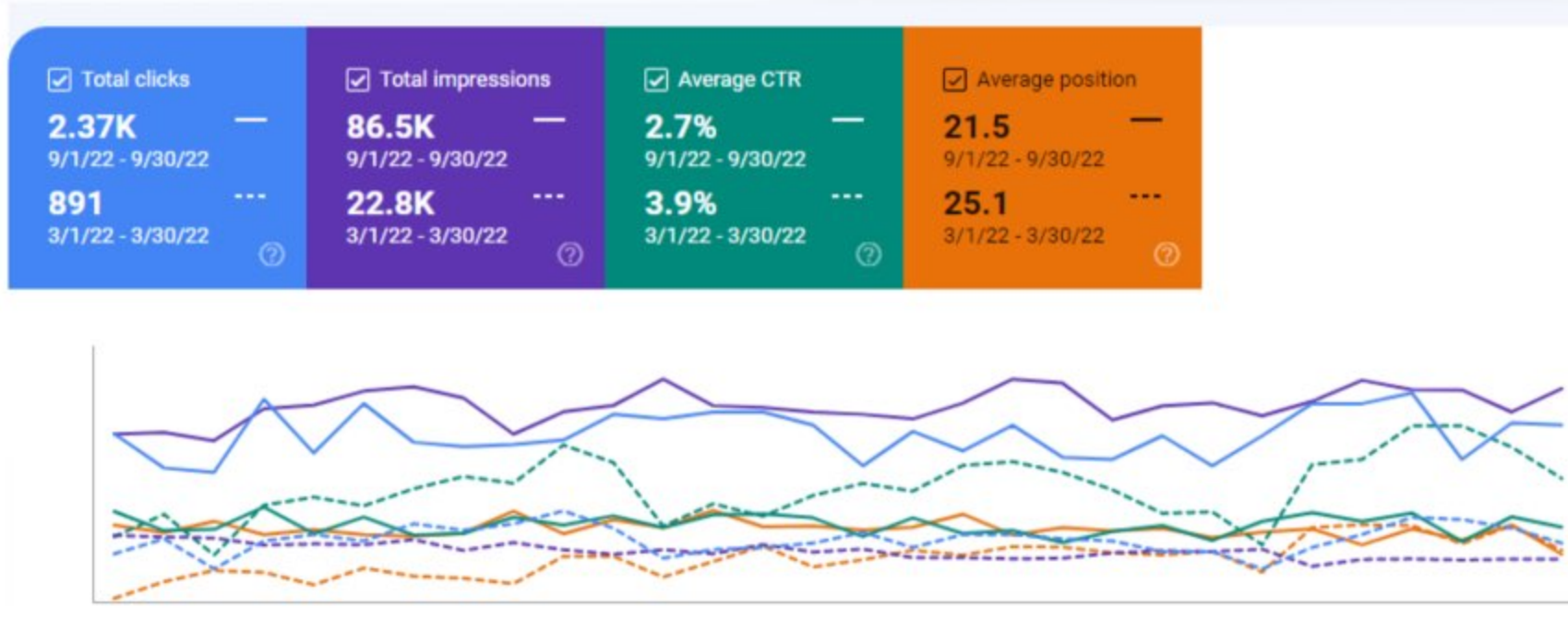
4.24K

Previous 3 months 

Hospital In India

↗ **166%** increase in total clicks per month within 6 months. **280%** increase in impressions per month within 6 months


S.NO	Keyword	Avg Monthly Search Volume	Top Ranking
1	ayurvedic treatment in kerala	1k- 10k	4
2	kutipravesika rasayana	100- 1k	1
3	karkidaka kanji	1k- 10k	1
4	abc juice benefits	10k- 100k	3
5	panchakarma treatment in kerala	100- 1k	3



Leading Telecom Company in Kuwait

 Increased organic clicks of the website by **849%** within six months, followed by a **22x** increase in impressions, **748.51%** increase in organic sessions, and an **846.84%** increase in total users

S.NO	Keyword	Avg Monthly Search Volume	Top Ranking
1	components of internet	1k- 10k	1
2	history of internet	10k- 100k	3
3	5g vs fiber	100- 1k	2
4	internet components	1k- 10k	1
5	evolution of internet	1k- 10k	4

Session default...annel grouping ▾ +	↓ Users	Sessions	Engaged sessions
 SHOW ALL ROWS			
	2,758 vs. 713 ↑ 286.82%	3,478 vs. 1,003 ↑ 246.76%	3,194 vs. 803 ↑ 297.76%
Organic Search			
Sep 1 - Sep 30, 2022	1,799	2,274	2,081
Mar 1 - Mar 30, 2022	190	268	249
% change	846.84%	748.51%	735.74%


Fintech App

📈 Ranked for the major targeting keywords within 4 months of project onboarding. Increased organic sessions of the website by **330%** within 3 months

S.NO	Keyword	Avg Monthly Search Volume	Top Ranking
1	Fantasy stock market game	100- 1k	2
2	stock market game win real money	100- 1k	1
3	fantasy trading	1k- 10k	3
4	fantasy trading league	100- 1k	2
5	stock market game app	100- 1k	5

Session default channel group +	↓ Users	Sessions	Engaged sessions	Average engagement time per session
SHOW ALL ROWS				
	7,803 vs. 1,966 ↑ 296.9%	14,437 vs. 3,355 ↑ 330.31%	9,096 vs. 1,855 ↑ 390.35%	0m 25s vs. 32.45 ↓ -21.36%
Organic Search				
Mar 1 - Mar 31, 2023	7,803	14,437	9,096	
Jan 1 - Jan 31, 2023	1,966	3,355	1,855	
% change	296.9%	330.31%	390.35%	

stock market game win real money ✕ 🔍 🌐 🔍

 TradingLeagues
https://www.tradingleagues.in

1 TradingLeagues: Fantasy Stock Market Games | Win Real ... 🌱

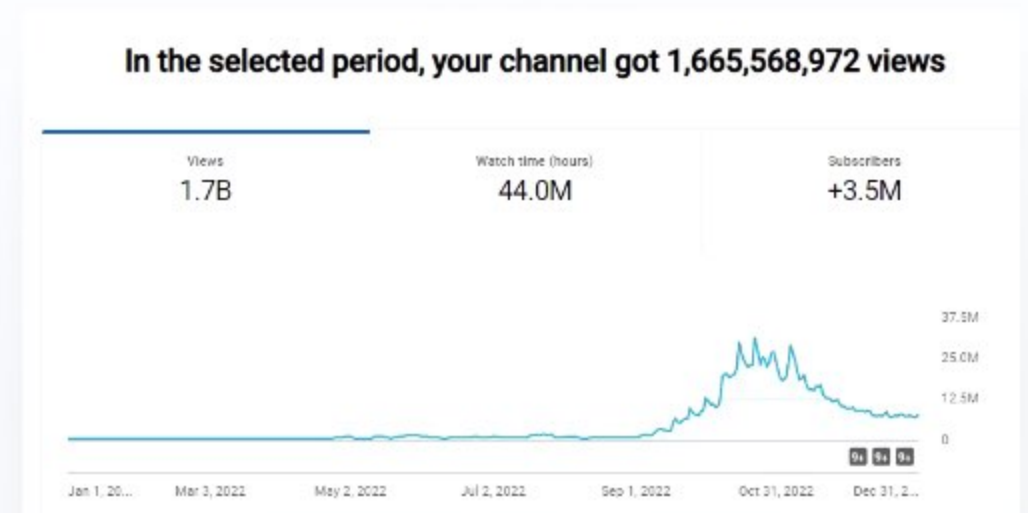
Learn with every contest in this virtual **stock market game**. Get exposure to the best markets across the word and even cryptos without having a demat account.

Music Channel

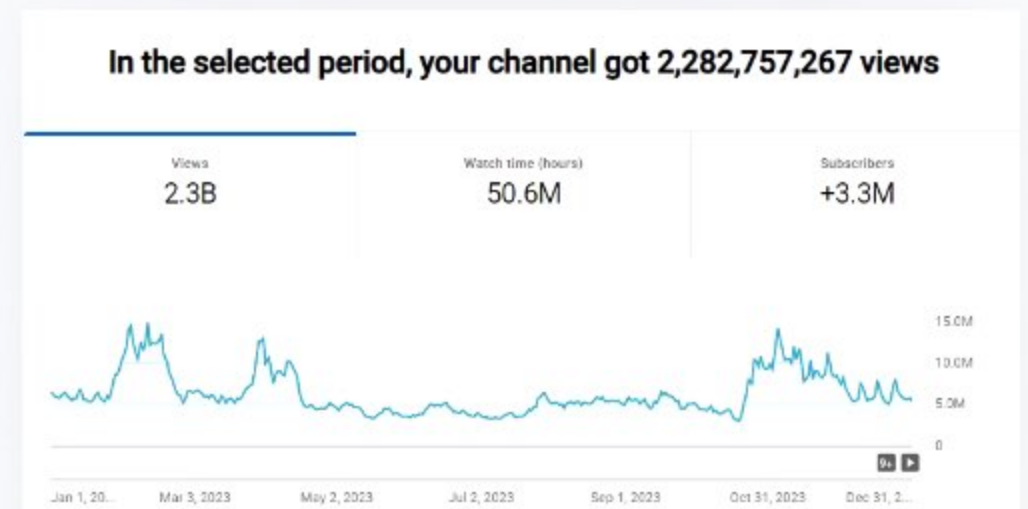
Time period *(1st Jan 2022 to 31st Dec 2022 compared with 1st Jan 2023 to 31st Dec 2023)

- Overall Channel Viewership wise, the channel went from **1.7B** views to **2.3B** views in a year. Observing a **(35.29%)** growth
- Overall Channel Watchtime wise, the channel went from **44M** watch hours to **50.6M** watch hours in a year. Observing a **(15%)** growth

Jan 1 2022 to 31st Dec 2022



Jan 1 2023 to 31st Dec 2023



Entertainment Channel

Time period *(1st Jan 2022 to 31st Dec 2022 compared with 1st Jan 2023 to 31st Dec 2023)

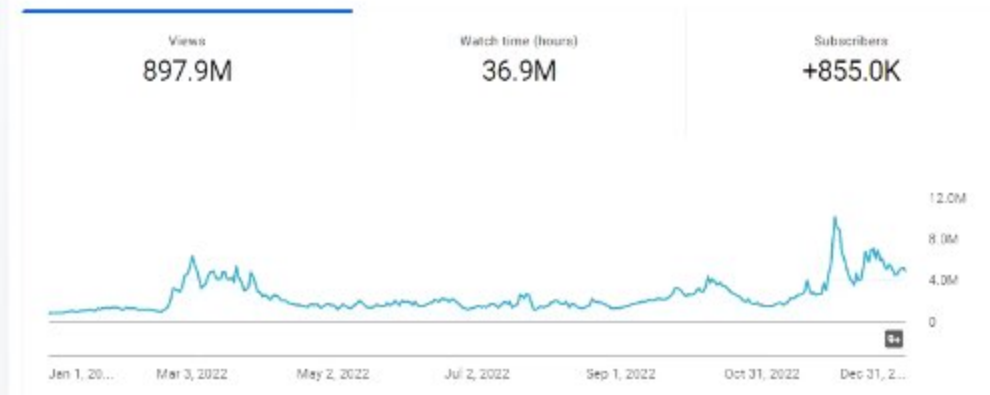
➤ Overall Channel Viewership wise, the channel went from **897.9M** views to **1.3B** views in a year. Observing a **(44.47%)** growth

➤ Overall Channel Watchtime wise, the channel went from **36.9M** watch hours to **45.6M** watch hours in a year. Observing a **(23.81%)** growth

➤ Overall Channel Subscriber gained wise, the channel went from **855k** subscribers to **1.3M** subscribers in a year. Observing **(51.17%)** growth

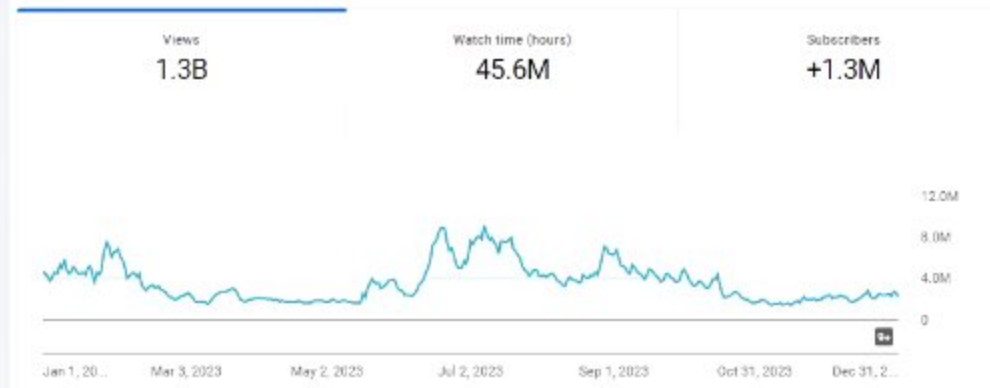
Jan 1 2022 to 31st Dec 2022

In the selected period, your channel got 897,914,740 views



Jan 1 2023 to 31st Dec 2023

In the selected period, your channel got 1,317,621,153 views



blusteak

WORKS

INFLUENCER MARKETING

Client: Brillar

KEY STAT: 1.4M+ Views And 800K+ Reach

PLATFORM: Instagram

DURATION: December/2024

NO. OF INFLUENCERS: 5

INDUSTRY: Frozen Food | Retail

Reel insights

"Suspect is in the kitchen"...

24 December 2024 - Duration 1:34

37K 78 1.3K 707

Overview

Views	579,906
Watch time	132d 4h 54m 56s
Interactions	38,218
Profile activity	-

Views

542,052

Reel insights

മാനന്ദ് റുഡ്ഡ്യാൽ, ഇത് അപകടകാലം ആയി...

17 December 2024 - Duration 1:30

906 46 239 367

Overview

Views	144,688
Watch time	9d 10h 17m 12s
Interactions	1,558
Profile activity	-

Views

144,688

Accounts reached 33,363

Reel insights

This Christmas make beautiful memories with your fa...

18 December 2024 - Duration 1:10

14K 19 317 283

Overview

Views	645,432
Watch time	129d 21h 38m 19s
Interactions	14,796
Profile activity	-

Views

645,432

Client: Shinestar

KEY STAT:

- 6.5M+ views & 140K shares in 7 days on Instagram
- 644.5 total watch hours on YouTube

PLATFORM:

Instagram And Youtube

DURATION:

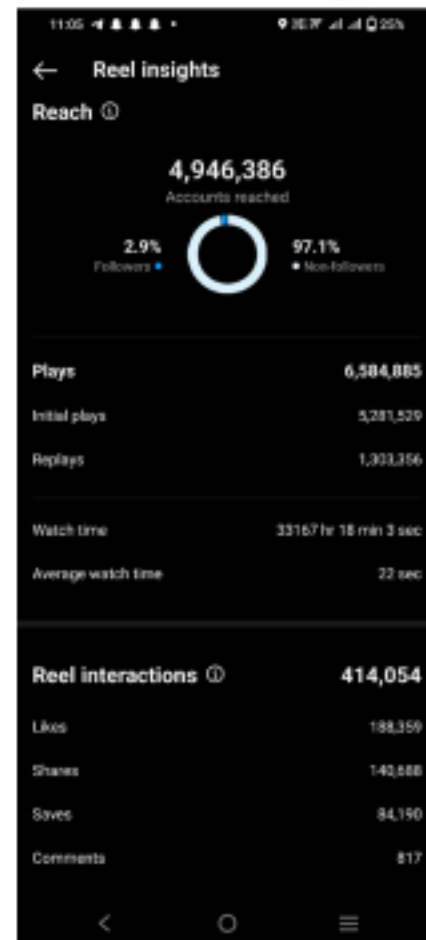
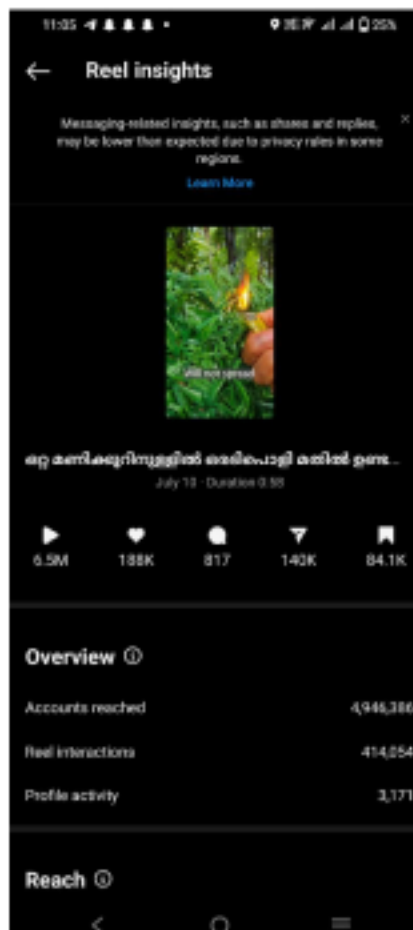
July/2024

NO. OF INFLUENCERS:

1

INDUSTRY:

Contraction



Client: Talrop

KEY STAT : 50% Conversation Rate

PLATFORM : Instagram & YouTube

DURATION : August/2022

NO:OF INFLUENCER : 5

INDUSTRY : Edtech

Reel insights

Contact: +91 730 602 3057
 🎧 ricky.rodger · Original Audio
 July 20 · Duration 1:10

107985 15294 38 7359 1882

Reel Insights ⓘ

Instagram and Facebook plays	109,986
Instagram and Facebook likes	15,376

Instagram ⓘ

110,959
Accounts reached

Plays	107,985
Likes	15,294
Shares	7,359
Saves	1,882
Comments	38

Description

+2 കഴിഞ്ഞവർക്ക് ഇനി Software Engineer ആകാം With 100% Placement | Talrop's Technology School

GADGETS ONE MALAYALAM TECH TIPS

1.9K Likes 16,794 Views 23 Jul 2022

Apply Here: <https://bit.ly/3okmQUD>

പുസ്കു കഴിഞ്ഞ വിദ്യാർത്ഥികൾക്ക് രണ്ട് വർഷംകൊണ്ട് സോഫ്റ്റ്‌വെയർ എഞ്ചിനീയർ ആകാൻ കഴിയുന്ന ടാൽറോപിന്റെ ടെക്നോളജി സ്കൂളിൽ ജോയിൻ ചെയ്യൂ. ...more

Transcript

Follow along using the transcript.

SHOW TRANSCRIPT

Reels

TALROP'S TECHNOLOGY SCHOOL

favasfazy and talropworld

പഠിച്ചാൽ മാത്രം മതിയോ ജോലിയും കൂടെ ...

favasfazy · Original Audio talropworld

Client: Paaduks

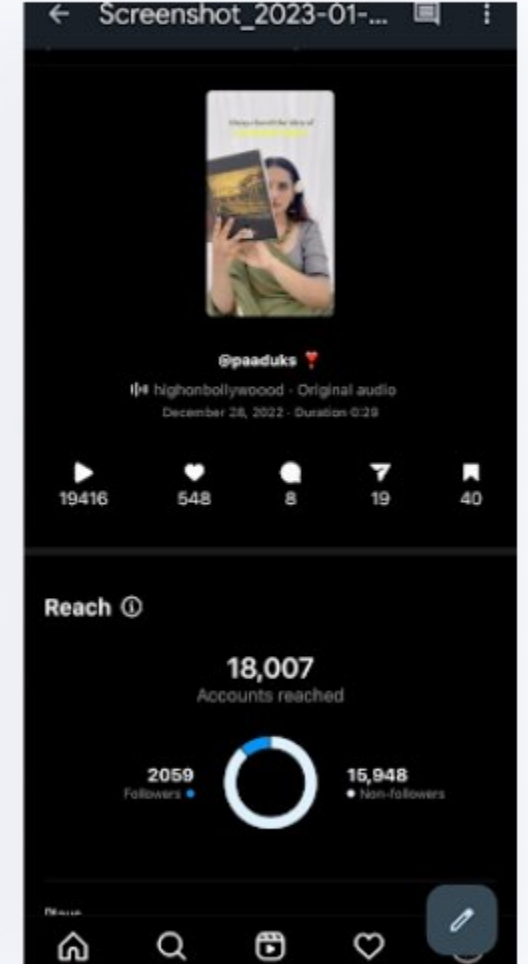
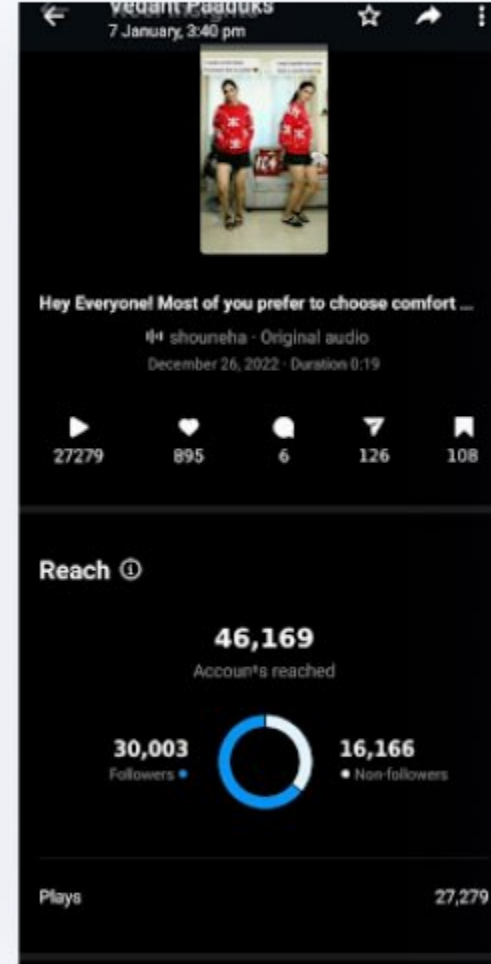
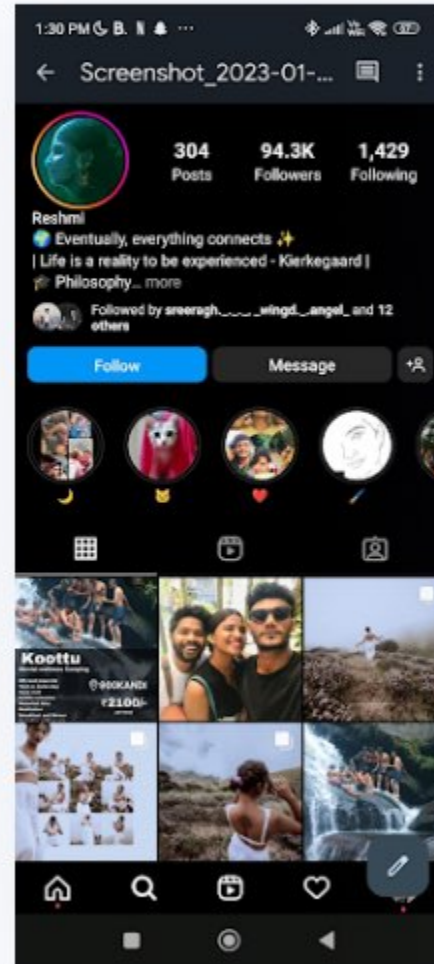
KEY STAT : 100k+ Reel views & 5k+ engagements with zero influencer spent

PLATFORM : Instagram

DURATION : December/2022

NO:OF INFLUENCER : 7

INDUSTRY : Apparels/Fashion



Client: Kelachandra

KEY STAT : 18k+ Instagram engagement within 4 days

PLATFORM : Instagram

DURATION : December/2022

NO:OF INFLUENCER : 3

INDUSTRY : Industries/ Constructions



Client: Kelachandra

KEY STAT : 250k+ Reel views for a Niche Brand

PLATFORM : Instagram

DURATION : August/2022

NO:OF INFLUENCER : 1

INDUSTRY : Industry/ construction



Client: UBON


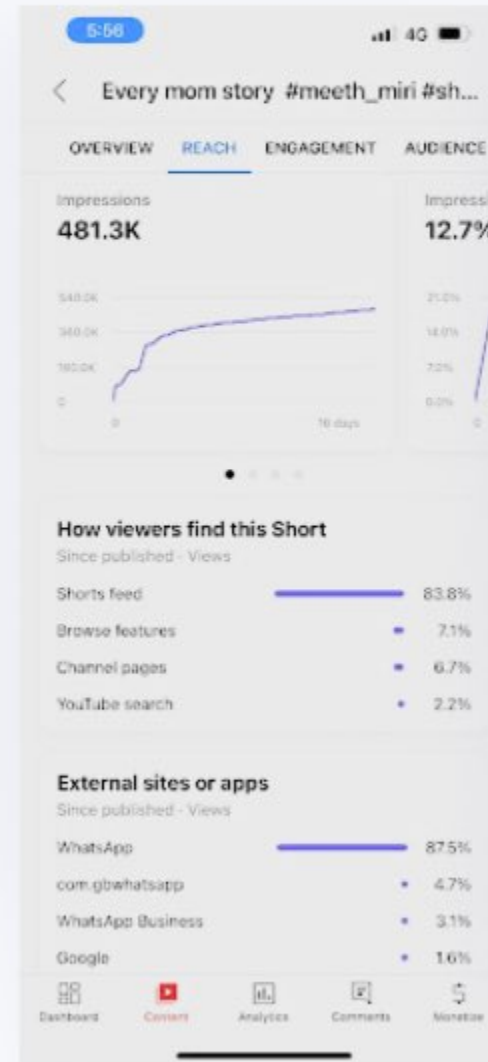
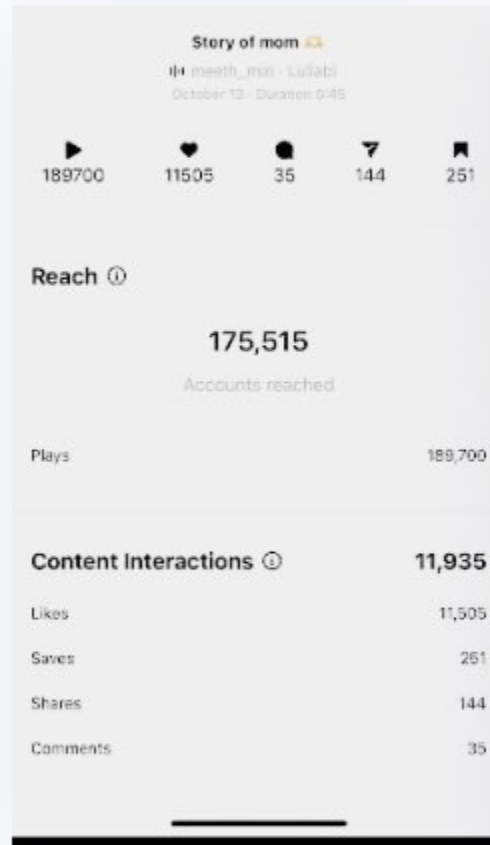
KEY STAT : 1 million plus brand audience with Barter collaboration

PLATFORM : Instagram

DURATION : November/2022

NO:OF INFLUENCER : 19

INDUSTRY : Electronics




Client: Alpha Ayurveda

KEY STAT : ROAS of 10.65 for an ayurvedic brand through influencer marketing

PLATFORM : Instagram

NO:OF INFLUENCER : 1

INDUSTRY : Healthcare



Client: Pulimoottil Silks

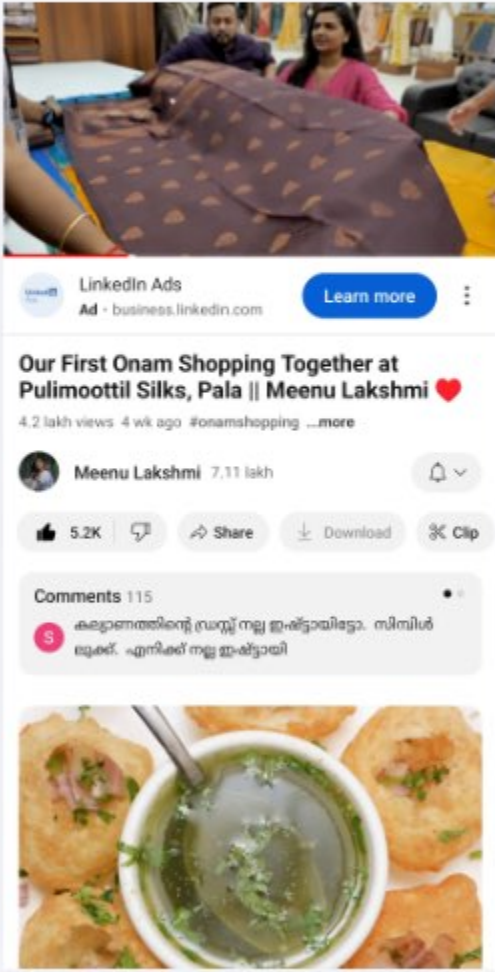
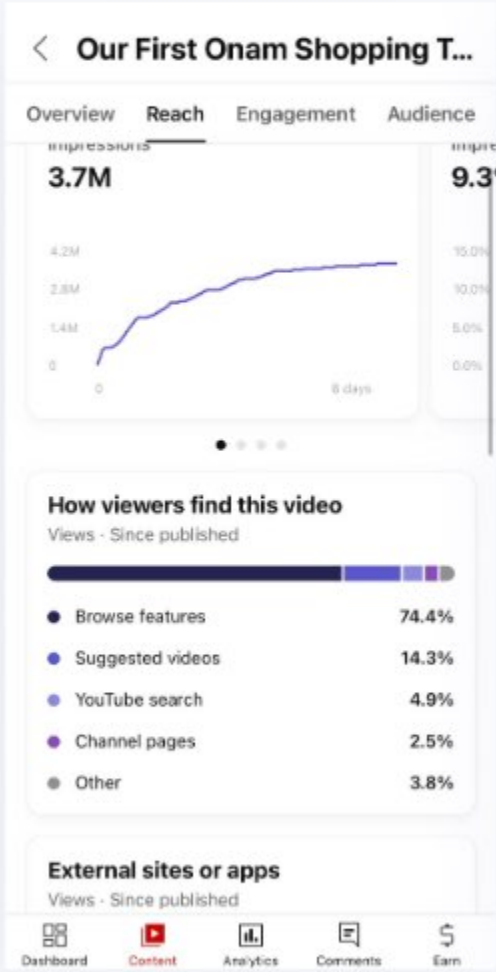
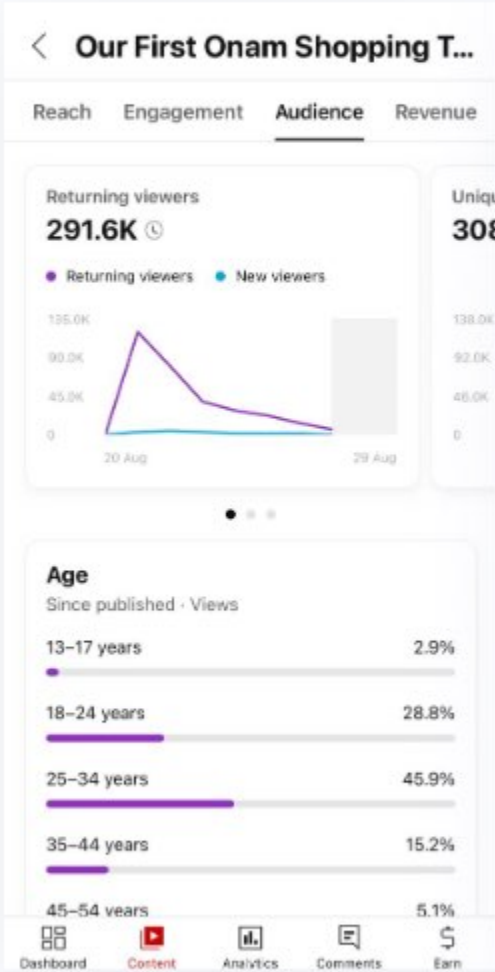
KEY STAT : 3.7M reach and 4L+ views with a single collaboration for brand awareness

PLATFORM : YouTube

DURATION : August/2023

NO:OF INFLUENCER : 1

INDUSTRY : Fashion



Client: TradingLeagues

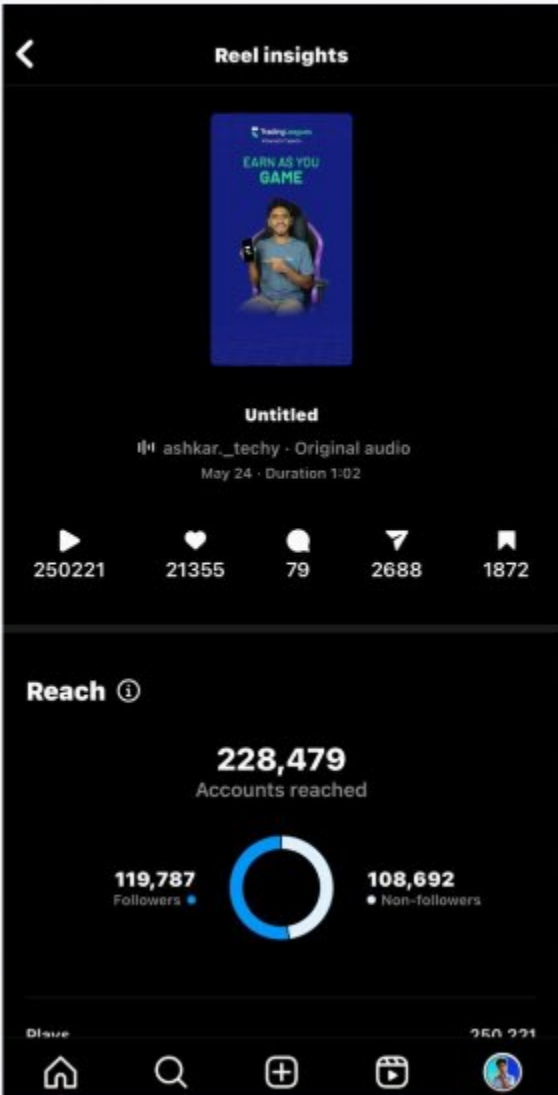
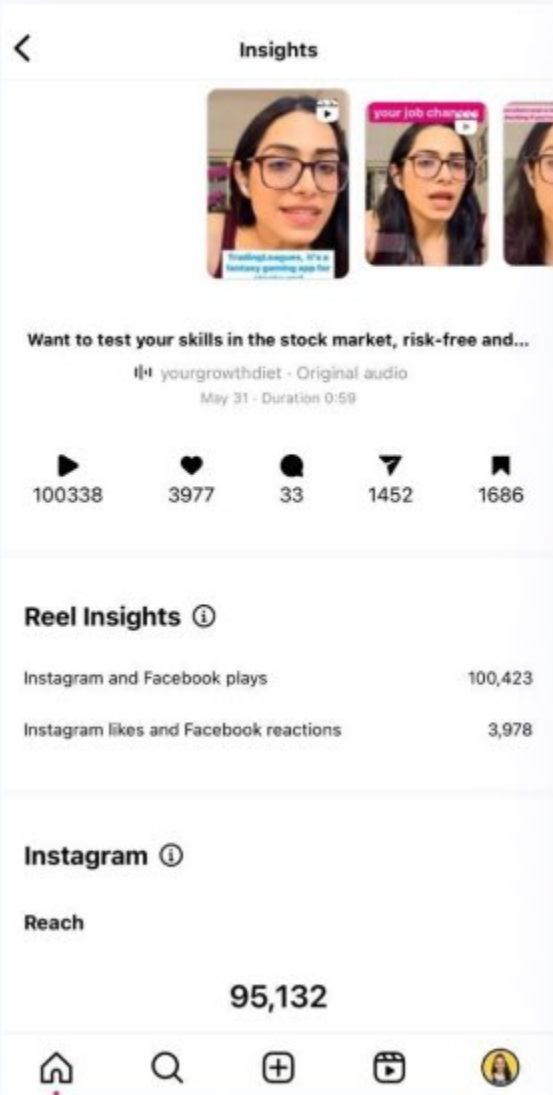
KEY STAT : Elevated brand awareness with 4Lakh+ views

PLATFORM : Instagram

DURATION : May/2023

NO:OF INFLUENCER : 3

INDUSTRY : Fintech



Client: Cuenote

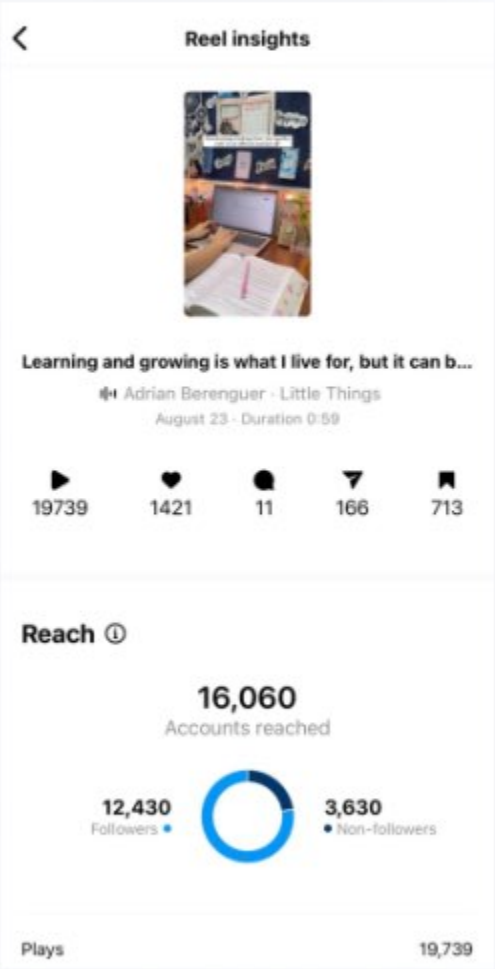
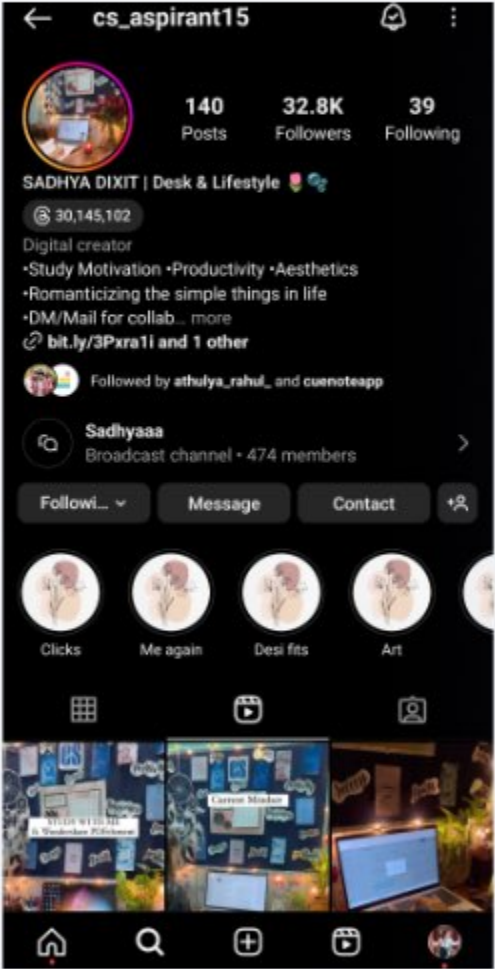
KEY STAT : Received 70+ new sign-ups within a day of posting

PLATFORM : Instagram

DURATION : 1 day

NO:OF INFLUENCER : 1

INDUSTRY : Apps/Edtech



Client: Angel lungies

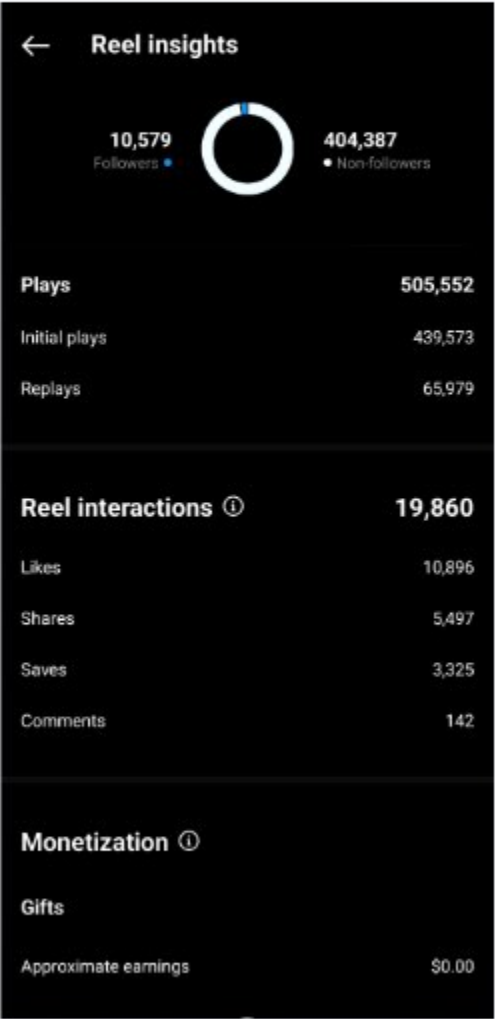
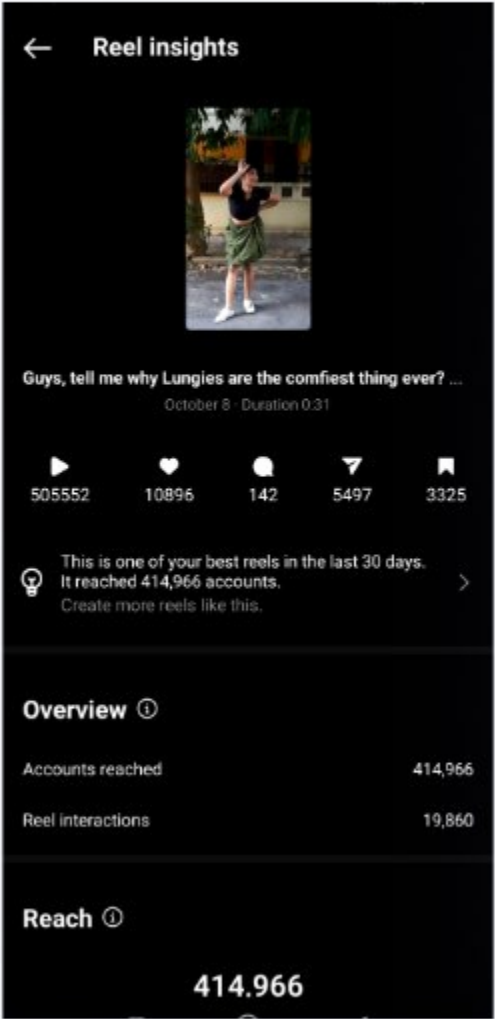
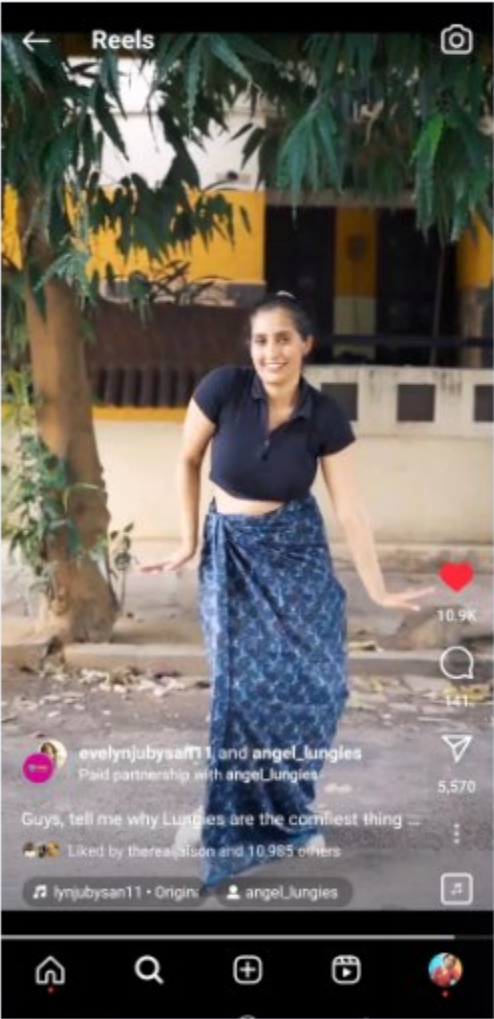
KEY STAT : Got 500k+ views from one macro Influencer video

PLATFORM : Instagram

DURATION : 1 day

NO:OF INFLUENCER : 1

INDUSTRY : Textile





blusteak

WORKS

WEBSITE



KIA

Kerala's Leading KIA Dealership, Renowned For Its Exceptional Sales And Service Experience. Offering The Latest KIA Models With Top-Notch Customer Support, Seamless Financing Options, And Expert Assistance. A Trusted Choice For Car Buyers Seeking Quality, Reliability, And Innovation.

WEBSITE




ABAD Builders

A Landing Page That Showcases The Latest High-Rise Project From ABAD Builders. This Webpage Is Designed To Give Detailed Insights Into ABAD's Sunrise Park Project. Then Intent Of The Page Is To Be Informative And Includes A Call To Action For Interested Parties To Call And Inquire About The Project.



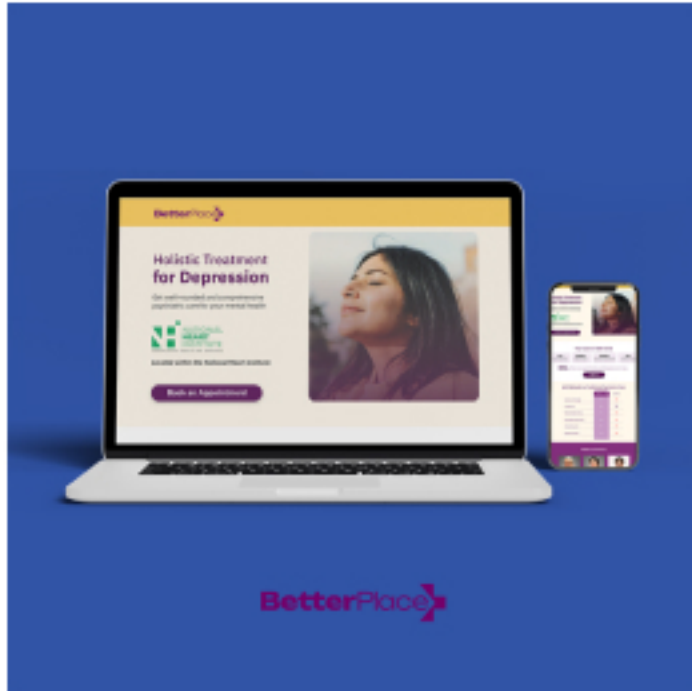
Alpha Ayurveda

An Online Platform That Provides Authentic Ayurvedic Products And Services. Offers A Wide Range Of Ayurvedic Medicines, Herbs, And Supplements. Provides Ayurvedic Consultations And Treatments By Experienced Ayurvedic Practitioners.



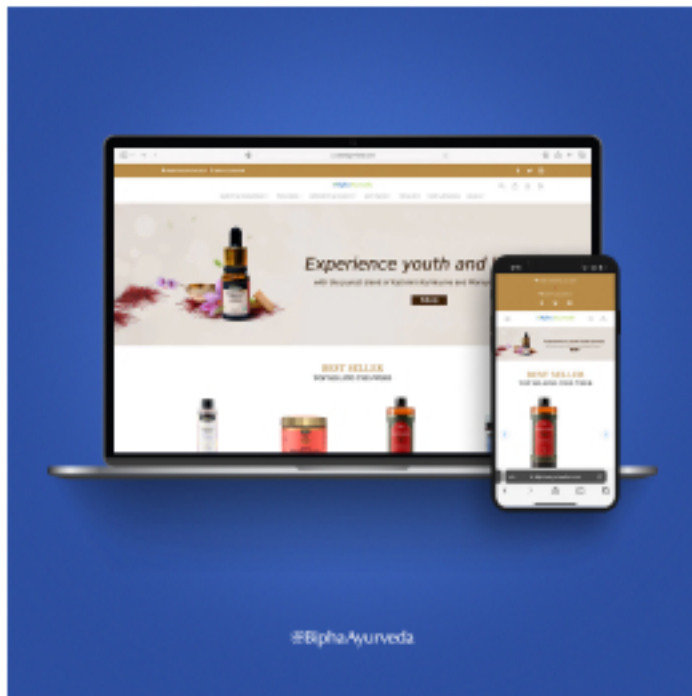
Better Place

WEBSITE



Better Place Is India's Leading Platform For Managing Blue-Collar Workforce, Offering Solutions In Hiring, Training, And Digital Workforce Management.

Bipha Ayurveda



A Landing Page That Promotes Bipha's Products And Services. Highlights The Benefits Of Bipha's Products And Services, Such As Natural Ingredients, High Quality, And Affordable Prices. Includes A Call To Action To Encourage Visitors To Purchase Bipha's Products Or Services.

Blackberry Resorts

WEBSITE

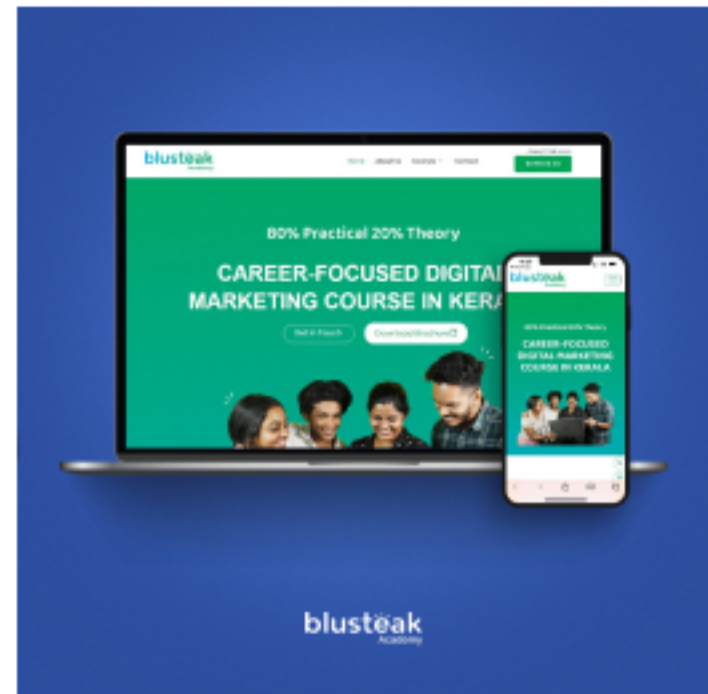


Blackberry Resorts Offers A Luxurious Escape
Amidst Serene Nature, Blending Modern
Comfort With Breathtaking Views For
Unforgettable Stays.


Blusteak Academy

Blusteak Media's Own Blusteak Academy Offers An Elaborate Course On Digital Marketing. Known For Its Comprehensive Training In Content Creation, SEO, Performance Marketing, Social Media Marketing, And General Marketing. Popular Among Aspiring Marketers For Its In-Depth And Practical Approach.

WEBSITE



Care N Cure

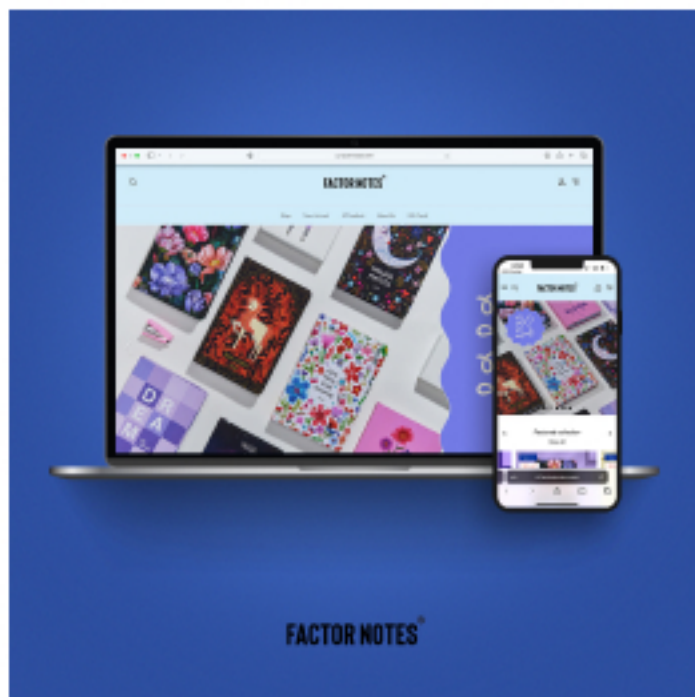


A Leading Online Pharmacy In Qatar With Same-Day Express Delivery. Offers A Wide Range Of Healthcare, Personal Care, Skincare, And Homecare Products. Provides A Convenient And Hassle-Free Way To Purchase Medicines And Other Healthcare Essentials.

Factor Notes

A Journal Brand That Offers High-Quality Notebooks And Other Stationery Products. Known For Its Minimalist Designs And Functional Features. Popular Among Students, Professionals, And Creatives Alike.

WEBSITE



Flymed International



A Global Leader In Medical Equipment And Healthcare Solutions, Providing High-Quality Products For Hospitals, Clinics, And Medical Professionals. Known For Its Innovation, Reliability, And Commitment To Advancing Healthcare With Cutting-Edge Technology And Seamless Supply Chain Solutions.

KBC Interior



WEBSITE

A Premium Interior Design And Furnishing Brand Specializing In Innovative, Customized Solutions For Residential And Commercial Spaces. Known For Its Elegant Designs, Quality Craftsmanship, And Seamless Project Execution, KBC Interior Transforms Spaces Into Functional And Aesthetic Masterpieces.

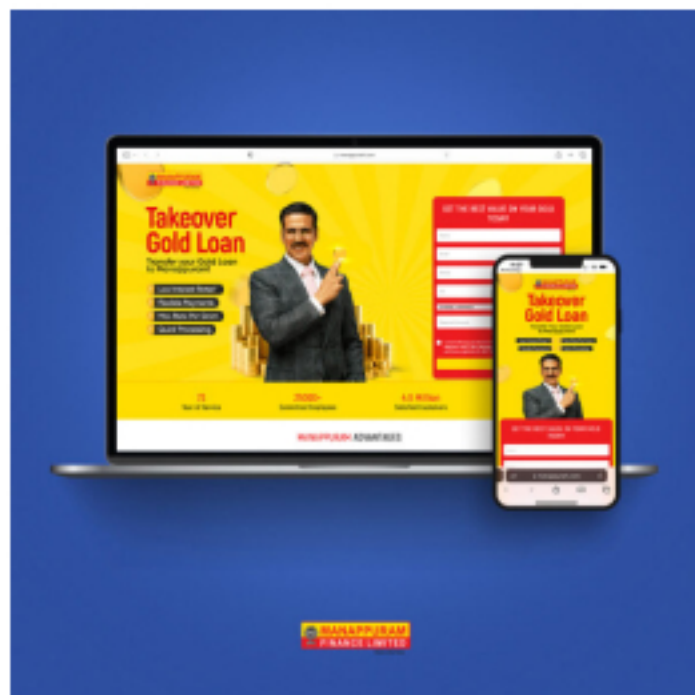
Lotus Advisory

Lotus Advisory UAE Provides Expert Financial And Business Advisory Services, Specializing In Corporate Finance, Restructuring, And Investment Solutions.

WEBSITE



Manappuram Gold Loan




A Landing Page That Promotes Manappuram's Gold Loan Services. Highlights The Benefits Of Manappuram's Gold Loan Services, Such As Instant Approval, Low Interest Rates, And Flexible Repayment Options. Includes A Call To Action To Encourage Visitors To Apply For A Gold Loan.

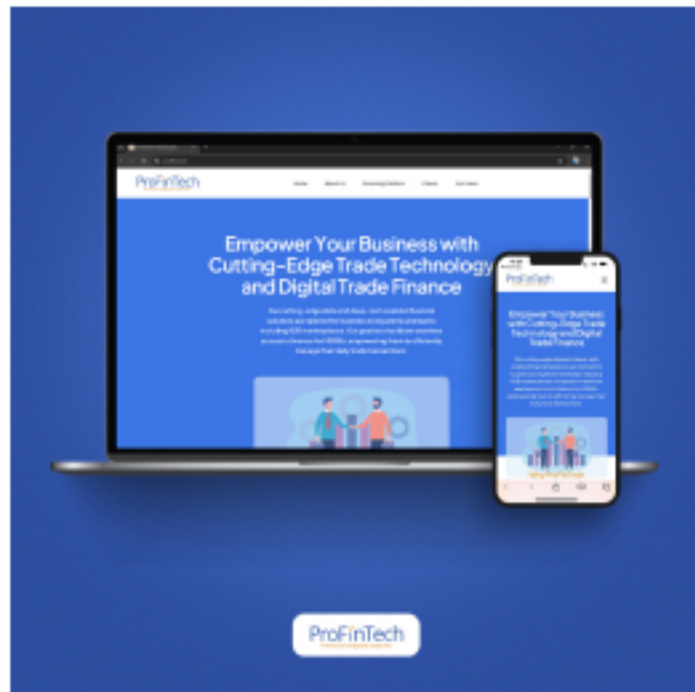
Meronkart

A Manufacturer And Exporter Specializing In High-Quality Agar Agar And Related Products. Known For Its 40 Years Of Expertise And Commitment To Quality. Popular For Its Top-Notch, Industry-Specific Agar-Agar Products, Including Spreadable Agar, Carrageenan, Agarose, And Various Gums.

Specializes In Red Seaweed Extracts For Applications In The Food, Bacteriological, Pharmaceutical, Tissue Culture, And Technical Industries.



ProFinTech



WEBSITE

A Financial Solutions Brand That Offers Cutting-Edge, Data-Driven, And Deep-Tech Enabled Services.

Known For Its Tailored Solutions For Business Ecosystems And Banks, Including B2B Marketplaces. Popular Among MSMEs For Facilitating Seamless Access To Finance And Efficient Management Of Daily Trade Transactions.

Promptrr.io

A Marketplace For AI Prompts That Helps Users To Generate Creative Content, Code, And Other Creative Outputs Using AI.

WEBSITE



Zeiq Consultants

Zeiq Offers Expert Guidance For Studying Abroad, Specializing In Ausbildung, ECL, And Global MBA Programs, Ensuring Seamless Transitions..

WEBSITE





blusteak

WORKS

MARKETPLACE

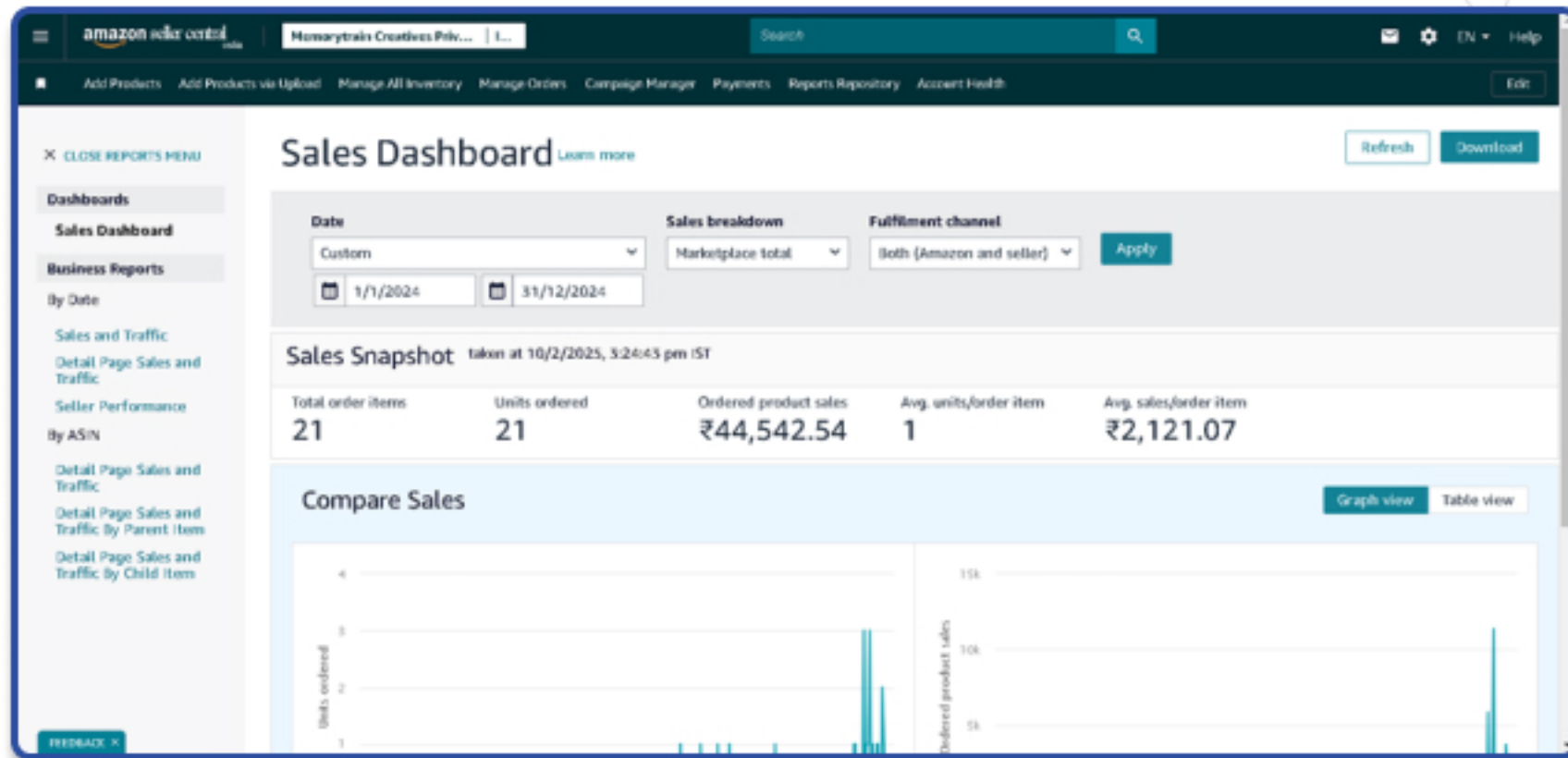


Souvenirs & Gifting

2024 January-December

Sales: **44,542**

Units Ordered: **21**

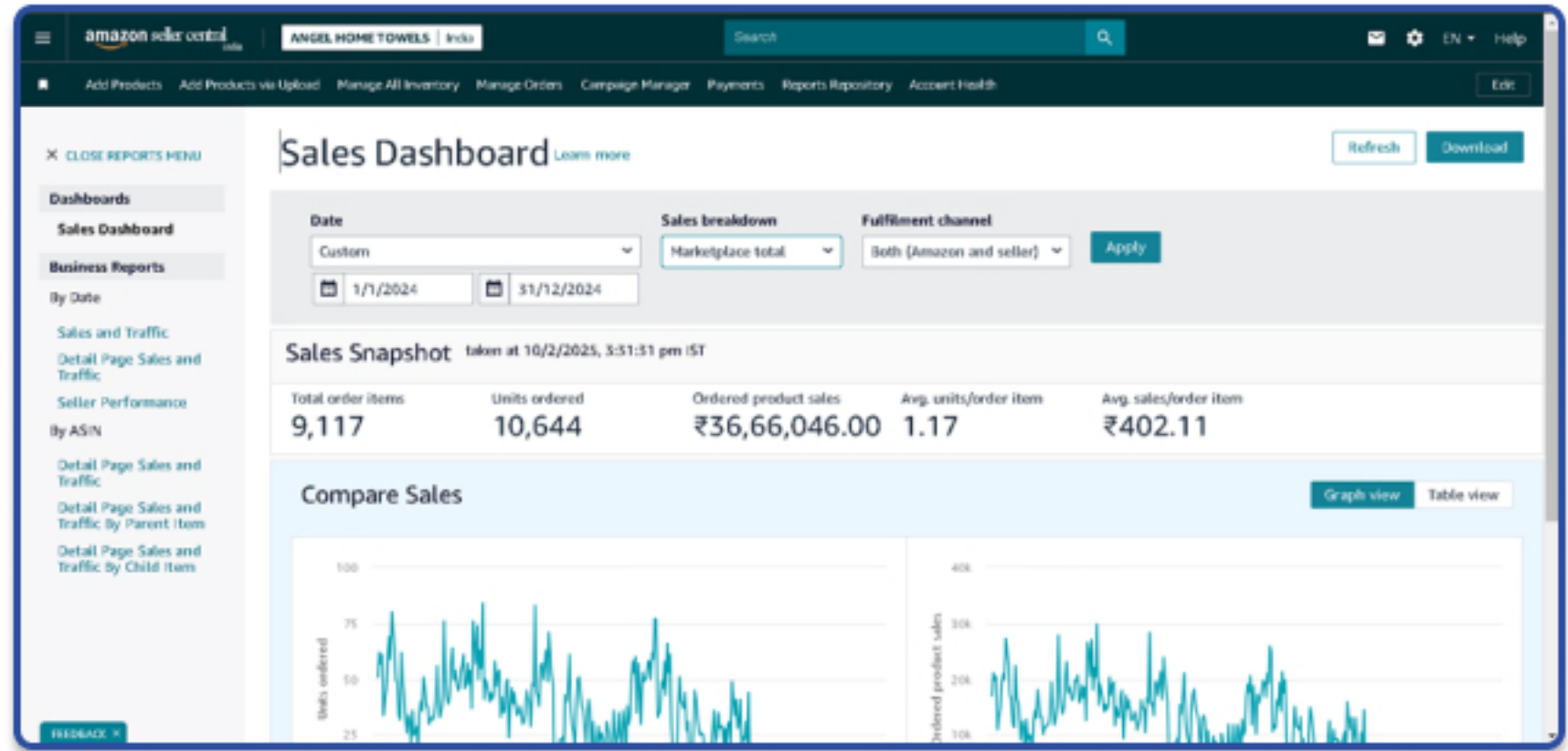


Clothing Brand

2024 January-December

Sales: **36,66,046**

Units Ordered: **9,117**



Ayurveda Healthcare FMCG - Amazon

January- September

↑ Total Sales **₹88 Lakhs**

↑ Ads Spend **₹4,10,882**

↑ Ads Sales **₹15,57,025**

↑ Net ROAS **21.5**

↑ Ads ROAS **4**

Date: Custom [1/1/2023 - 28/9/2023] |
 Sales breakdown: Marketplace total |
 Fulfillment channel: Both (Amazon and seller) |
 Apply

Sales Snapshot taken at 28/9/2023, 10:03:31 am IST

Total order items	Units ordered	Ordered product sales	Avg. units/order item	Avg. sales/order item
11,680	11,981	₹88,74,035.00	1.03	₹759.76



Ayurveda Healthcare FMCG - Flipkart

January- September

↑ Total Sales **₹1.38 Crores**

↑ Ads Spend **₹43,600**

↑ Ads Sales **₹7,22,630**

↑ Ads ROAS **16.5**



Returns data will be accurate 30 days after sale. Cancellation data will be accurate 15 days after sale.

Summary Trend

Gross Sales ₹1.38 Crores Gross Units 18,043 Sales in Units (Post Cancellations) 14,794 Sales in Rupees (Post Cancellations) ₹1.13 Crores

	2 Jan 23 → 24 Sep 23	Remainder	What changed?	Trend for 2 Jan 23 → 24 Sep 23	Health
Gross Sales	₹1.38 Crores 18,043 Units		No comparison available for custom dates.		Very Good
Cancellations (Set + Marketplace + Buyer)	₹24.86 Lakhs 3,249 Units	₹1.13 Crores Net Sales	No comparison available for custom dates.		Very Good
Returns (Buyer)	₹12,326 17 Units	₹1.13 Crores Final Sales	No comparison available for custom dates.		Very Good

Ayurvedic Cosmetic Brand - Amazon

January- September

📈 Total Sales **₹37 Lakhs**

📈 Ads Spend **₹3,84,382**

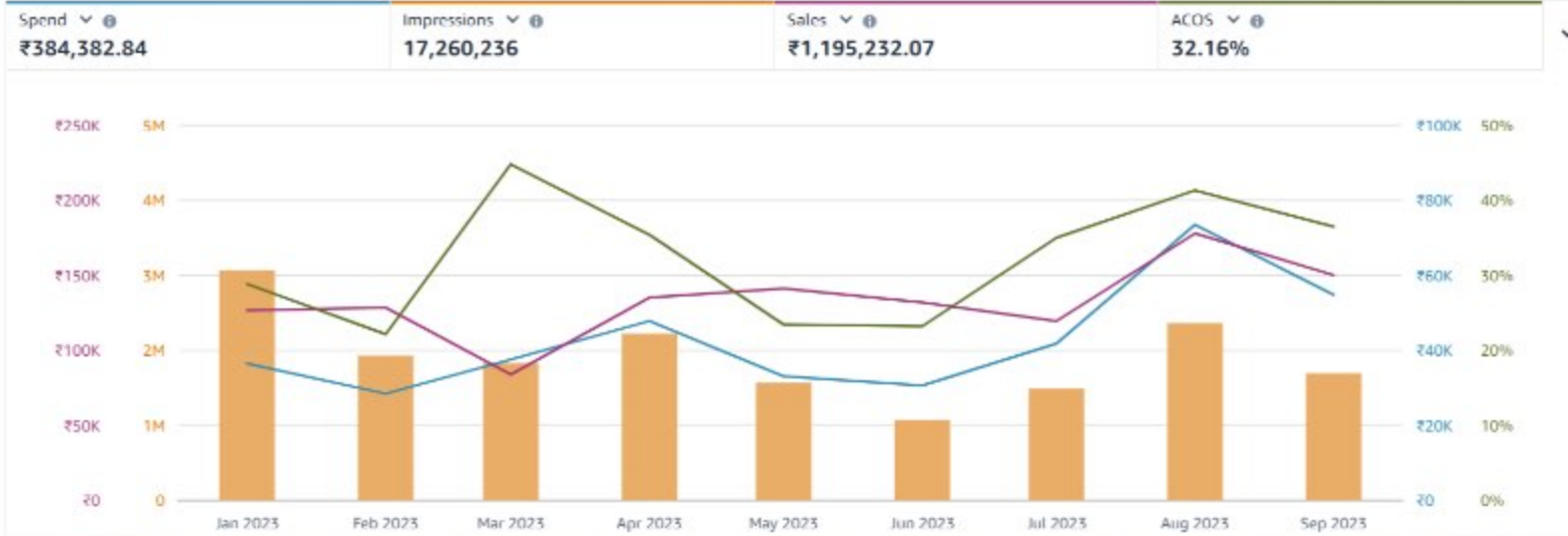
📈 Ads Sales **₹1,195,232**

📈 Ads ROAS **9.6**

📈 Ads ROAS **3.5**

Sales Snapshot taken at 28/9/2023, 10:49:57 am IST

Total order items 3,279	Units ordered 4,128	Ordered product sales ₹37,20,833.80	Avg. units/order item 1.26	Avg. sales/order item ₹1,134.75
-----------------------------------	-------------------------------	---	--------------------------------------	---



Stationery Brand

January- September

↗ Ads Spend **₹5,15,906**

↗ Ads Sales **₹20,31,596**

↗ Ads ROAS **4**

↗ Total Sales **In Units (2,50,814)**

Spend ▾ ⓘ
₹5,97,407.78

Orders ▾ ⓘ
12,239

Sales ▾ ⓘ
₹22,82,552.19

ROAS ▾ ⓘ
3.82



Nutraceuticals

Comparison of a Newly Launched Brand

Previous

Date
Custom

Sales breakdown
Marketplace total

Sales Snapshot taken at 14/11/2023, 10:45:01 am IST

Total order items	Units ordered	Ordered product sales
98	108	₹58,942.00

Vs Now

Sales Dashboard [Learn more](#)

Date
Custom

Sales breakdown
Marketplace total

Fulfillment channel
Both (Amazon and seller)

Sales Snapshot taken at 2/12/2023, 10:36:08 am IST

Total order items	Units ordered	Ordered product sales	Avg. units/order item	Avg. sales/order item
697	800	₹5,87,743.94	1.15	₹843.25

Fashion Brand

May - September

 Total Sales **₹6 Lakhs**

 Ads Spend **₹1,31,099**

 Ads Sales **₹2,15,868**

 Net ROAS **5**

Previous

Date Custom **Sales breakdown** Marketplace total **Fulfillment channel** Both (Amazon and seller)

1/1/2023 30/4/2023

Sales Snapshot taken at 14/11/2023, 10:45:50 am IST

Total order items	Units ordered	Ordered product sales	Avg. units/order item
331	505	₹1,81,515.00	1.53

Vs Now

Date Custom **Sales breakdown** Marketplace total

1/5/2023 31/10/2023

Sales Snapshot taken at 14/11/2023, 10:44:20 am IST

Total order items	Units ordered	Ordered product sales
600	698	₹4,94,038.72



blusteak

WORKS

BRANDING AND OOH



LULU MALL KOTTAYAM

BILLBOARD



FLYMED INTERNATIONAL

LOGO, BROCHURE



FLYMED INTERNATIONAL

STANDEE

FLYMED
INTERNATIONAL

Caring Beyond Borders
Bahrain's pioneer in global healthcare travel & consultancy

- Specialised Medical Treatments
- Aesthetic & Cosmetic Enhancements
- Anti-Aging & Regeneration
- Holistic Wellness & Nature Therapies
- Healthcare Consultancy
- Health Insurance Services

WHY CHOOSE FLYMED

- » Seamless Healthcare Journeys
- » Trusted Medical Providers
- » Affordable & World-class Treatments
- » 24/7 Support

Ready to start your journey?

info@flymedintl.com
+973 33099422
+973 33902743
www.flymedintl.com

Caring Beyond Borders. Heal with confidence.

BRANDING AND OFFLINE WORKS

ZIXA

VAN DESIGN



SILVERSTORM

HOARDING



ZEIQ CONSULTANTS

BILLBOARD



QWQER

FLYERS

Lulu MALL
World of Possibilities
Kochi

QWQER
DELIVERING TO THE POINT

LULU ON SALE

**SHOP BIG AT LULU
WITHOUT THE HASSLE**

GET YOUR PURCHASES DELIVERED
TO YOUR DOOR WITH QWQER

25% off

on all deliveries
from Lulu

Official Delivery Partner for Lulu

Kochi

QWQER
DELIVERING TO THE POINT

**SMOOTH & EASY DELIVERIES
TO YOUR DOORSTEP**

Shops too Far?




Need Pick and Drop?

Need Emergency Groceries?

**DOWNLOAD QWQER
& GET STARTED**


BLUSTEAK ACADEMY

LIFT ADS



BLUSTEAK ACADEMY

THEATRE ADS



BRAINS BEHIND BLUSTEAK



TELSON THOMAS
(Co-Founder)



JAISON THOMAS
(Co-Founder)



MANJIT CHERIAN
(CEO)



THANK YOU

CONTACT US

www.blusteak.com/contact



DESIGN PORTFOLIO

www.behance.com

VIDEO PORTFOLIO

www.youtube.com